

NSW FIREARMS REGISTRY

LICENSING AND OWNERSHIP INFORMATION



OFFICIAL

PREMISE

Section 7 (3) of the Government Information (Public Access) Act 2009 (GIPA Act) requires that all government agencies give consideration, at regular intervals, to identifying categories of information that should be released to the public proactively.

The following information has been identified by the NSW Police Force, Firearms Registry as being in the public interest to be made publicly available.

The following information has been prepared by the NSW Firearms Registry and is correct as at 31 December 2023 unless otherwise specified. Please note any qualifying statements against any of the following data sets provided to assist with interpretation of the data being presented.

Unless otherwise determined, this information is released on an ongoing bi-annual basis over any given year. Information contained in this report covers the six months from 1 July 2023 to 31 December 2023.



TABLE OF CONTENTS

SECTION 1 NSW LICENCE AND PERMIT HOLDER INFORMATION BY TYPE	4
1.1 Breakdown of current Individual, Business and Club firearms licences by licence type..	4
1.2 Breakdown of Individual, Business and Club firearms licences by category and genuine reason	4
1.3 Breakdown of issued firearm permits by legitimate reason	5
1.4 Breakdown of issued prohibited weapons permits by legitimate reason.....	5
1.5 Total individual firearm licence holders and their postcodes (excludes businesses, clubs, dealers and collectors).....	6
1.5 Total individual firearm licence holders and their postcodes (excludes businesses, clubs, dealers and collectors).....	7
SECTION 2 REGISTERED FIREARMS BY LICENCE HOLDER TYPE AND THEIR POSTCODE	8
2.1 Total registered firearms by firearms licence holder type in NSW.....	8
2.2 Top 100 - Total registered firearms by an individual firearms licence holder (excluding Dealers and collectors) and their postcode	8
2.3 Total Individual Firearms Licence Holders with NO firearms currently registered to their licence and their postcode (excludES Dealers and Collectors)	9
2.3 Total Individual Firearms Licence Holders with NO firearms currently registered to their licence and their postcode (excludES Dealers and Collectors)	10
2.4 Total Individual, Business or Club Firearms Licence holders with registered firearms and their postcode (excludES Dealers and Collectors).....	11
2.4 Total Individual, Business or Club Firearms Licence holders with registered firearms and their postcode (excludES Dealers and Collectors).....	12
2.5 Total firearms registered to the total number of Individual Firearms Licences ONLY and their postcode (excludES Dealers and Collectors).....	13
2.5 Total firearms registered to the total number of Individual Firearms Licences ONLY and their postcode (excludES Dealers and Collectors).....	14
2.6 Highest total firearms registered to an Individual Firearms Licence Holder and their postcode (excludES Dealers and Collectors).....	15
2.6 Highest total firearms registered to an Individual Firearms Licence Holder and their postcode (excludES Dealers and Collectors).....	16
SECTION 3 - FIREARMS LICENSING AND PERMIT INFORMATION FROM 1 JULY 2023 TO 31 DECEMBER 2023	17
3.1 Firearms licences issued between 1 July 2023 TO 31 December 2023	17
3.2 Firearms permits issued between 1 July 2023 TO 31 December 2023	17
3.3 Prohibited Weapon Permits issued between 1 July 2023 TO 31 December 2023.....	17



SECTION 1 NSW LICENCE AND PERMIT HOLDER INFORMATION BY TYPE

1.1 BREAKDOWN OF CURRENT INDIVIDUAL, BUSINESS AND CLUB FIREARMS LICENCES BY LICENCE TYPE

FIREARM LICENCE TYPE	TOTAL LICENCES
Individual (excluding Collectors)	247,673
Individual Firearms Collection	2,755
Business	270
Club	259
Dealer Business and Theatrical Armourer	289
Club Armourer*	317
TOTAL	251,563

*A Club Armourer firearms licence is classed as a type of dealer firearms licence

1.2 BREAKDOWN OF INDIVIDUAL, BUSINESS AND CLUB FIREARMS LICENCES BY CATEGORY AND GENUINE REASON

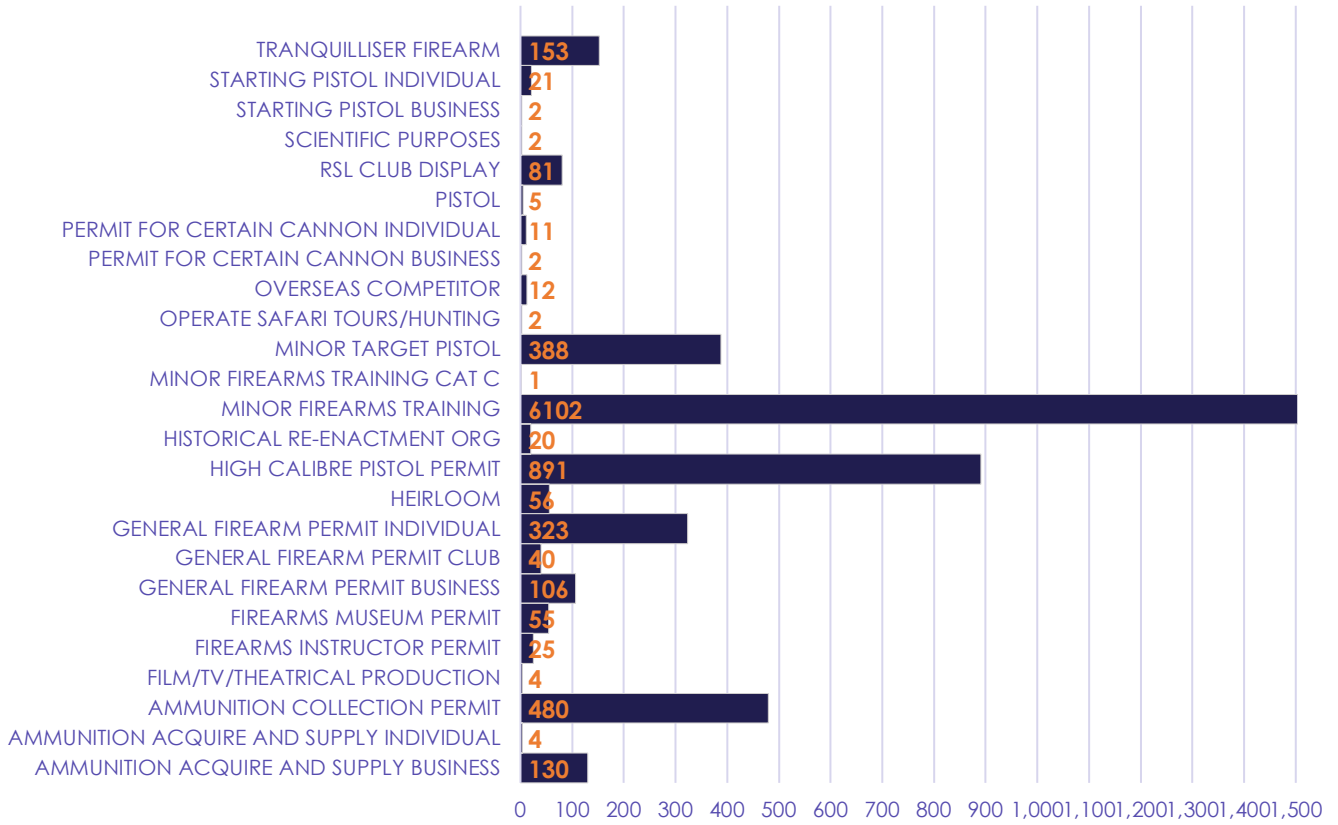
LICENCE CATEGORY	TOTAL ISSUED BY CATEGORY	BREAKDOWN OF GENUINE REASONS BY LICENCE CATEGORY						
		SPORT TARGET SHOOTING	RECREATIONAL HUNTING VERMIN CONTROL	PRIMARY PRODUCTION	VERTEBRATE PEST ANIMAL CONTROL	RURAL OCCUPATION	ANIMAL WELFARE	BUSINESS OR EMPLOYMENT
A	244,600	58,471	207,055	36,766	1,394	2,033	4,229	1,582
B	232,597	51,868	199,202	34,057	1,392	1,963	4,020	1,294
C	16,016	580	0	1,535	0	0	0	0
D	534	0	0	0	541	0	0	0
H	17,977	17,061*	0	0	0	0	0	1,061^
TOTAL	511,724	127,980	406,257	72,358	3,327	3,996	8,249	3,937

*Category H Sport Target Shooting includes 1515 Probationary Pistol Licences

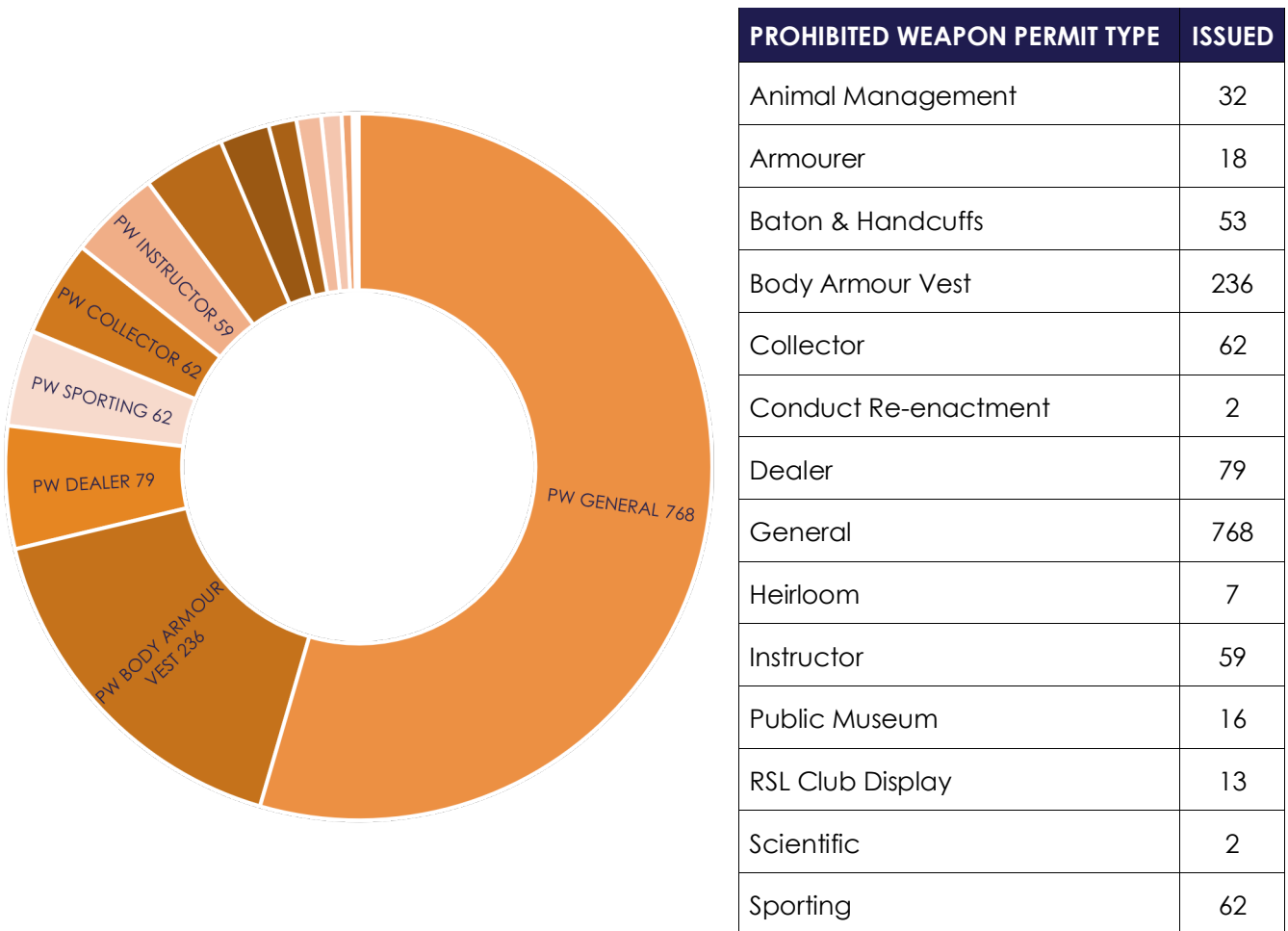
^Category H Business/Employment includes 54 Provisional Pistol Licences

Note: The figures in the table do not indicate the number of firearms licences issued as in most cases firearms licences are issued for several categories and each category can have multiple genuine reasons.

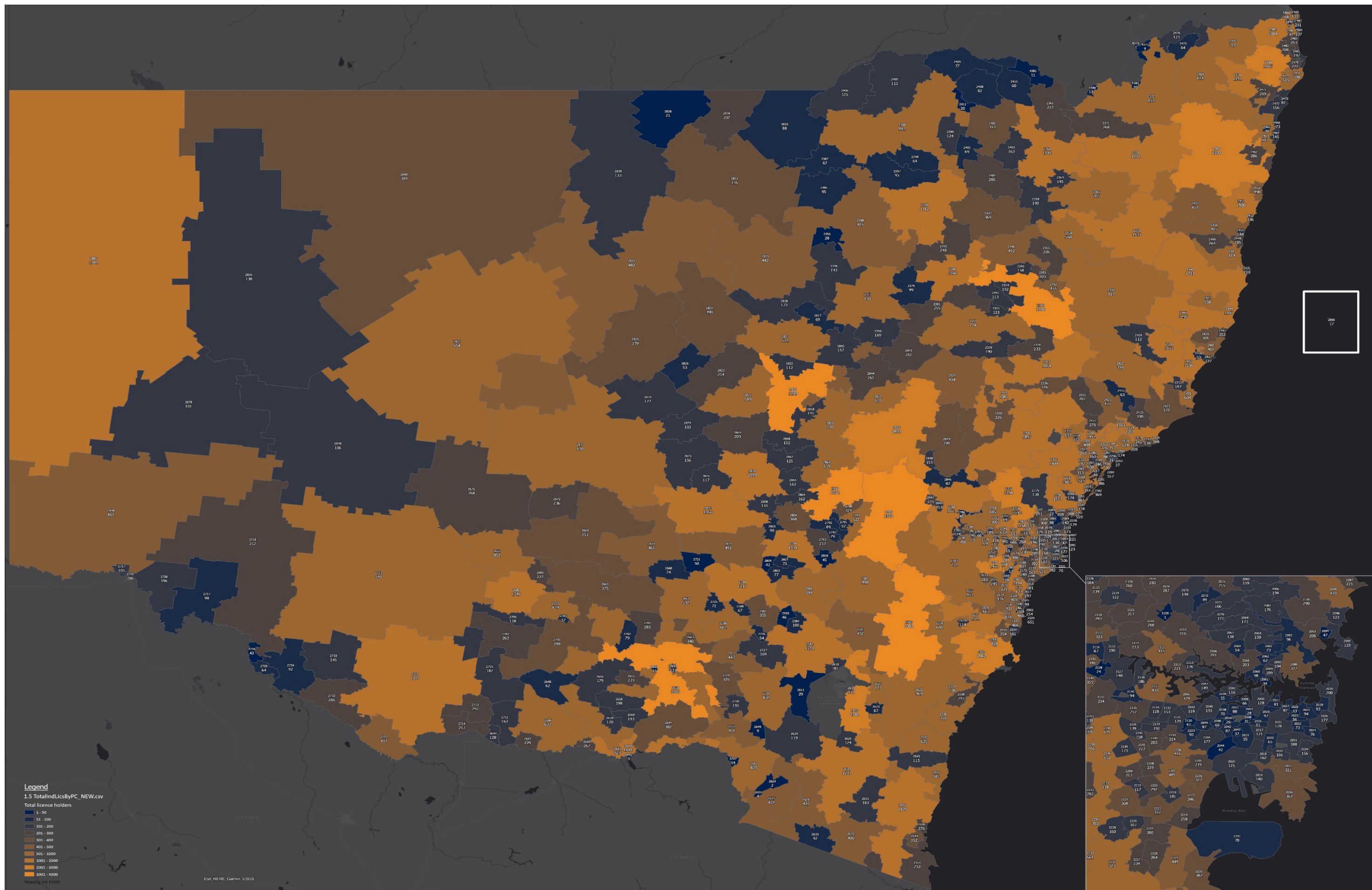
1.3 BREAKDOWN OF ISSUED FIREARM PERMITS BY LEGITIMATE REASON



1.4 BREAKDOWN OF ISSUED PROHIBITED WEAPONS PERMITS BY LEGITIMATE REASON



1.5 TOTAL INDIVIDUAL FIREARM LICENCE HOLDERS AND THEIR POSTCODES
(EXCLUDES BUSINESSES, CLUBS, DEALERS AND COLLECTORS)





SECTION 2 REGISTERED FIREARMS BY LICENCE HOLDER TYPE AND THEIR POSTCODE

2.1 TOTAL REGISTERED FIREARMS BY FIREARMS LICENCE HOLDER TYPE IN NSW

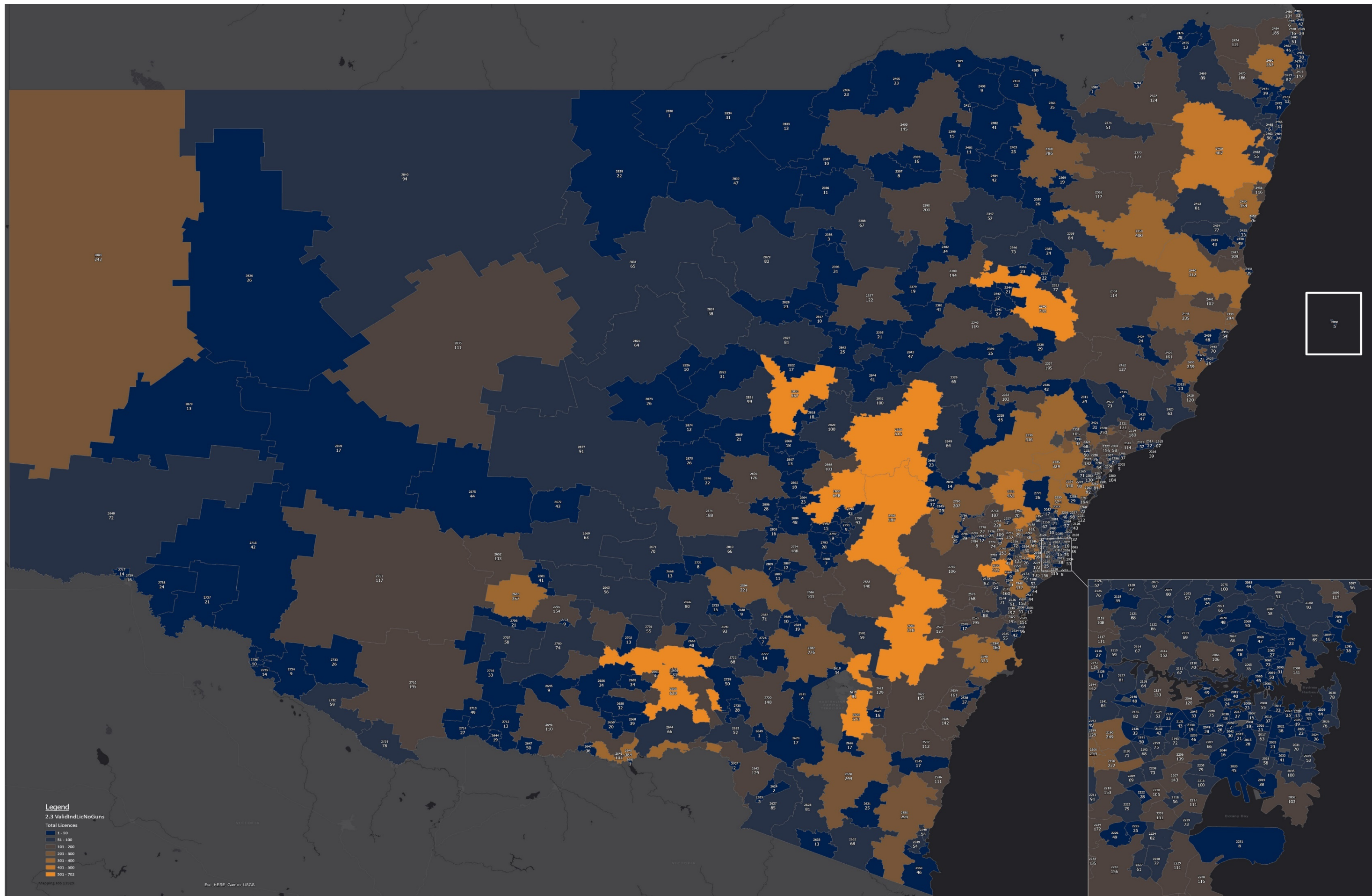
FIREARMS LICENCE TYPE	TOTAL FIREARMS
Individual (excluding Collectors)	999,457
Collectors	14,539
Dealers*	98,738
TOTAL	1,112,734

*This figure indicates total registered firearms in dealer stock for dealer business, theatrical armourer and club armourer

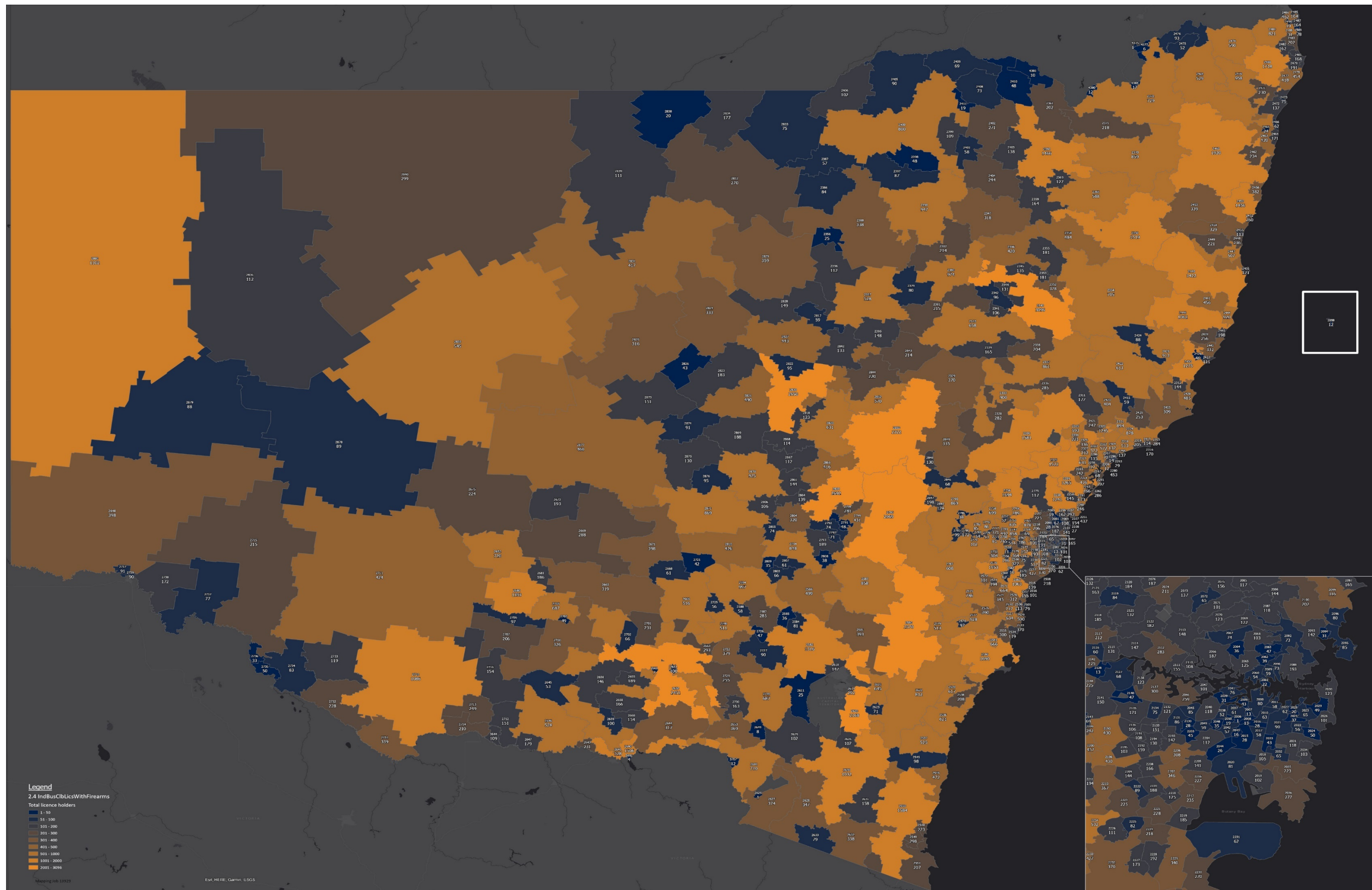
2.2 TOP 100 - TOTAL REGISTERED FIREARMS BY AN INDIVIDUAL FIREARMS LICENCE HOLDER (EXCLUDING DEALERS AND COLLECTORS) AND THEIR POSTCODE

POSTCODE	FIREARMS	POSTCODE	FIREARMS	POSTCODE	FIREARMS	POSTCODE	FIREARMS	POSTCODE	FIREARMS
2090	386	2340	156	2370	122	2340	103	2318	93
2036	303	2541	154	2850	122	2880	102	2357	93
2580	298	2196	153	2870	122	2156	101	2570	93
2620	284	2745	151	2330	121	2335	101	2207	92
2285	267	2429	150	2440	118	2536	101	2232	91
2084	211	2460	142	2477	118	2652	101	2620	91
2196	208	2518	141	2804	118	2443	100	2145	90
2866	201	2519	141	2260	117	2430	99	2745	90
2830	191	2653	141	2250	116	2299	98	2756	90
2101	188	2320	135	2340	114	2550	98	2153	89
2134	182	2035	131	2231	113	2170	97	2440	89
2085	180	2264	130	2440	112	2090	96	2122	88
2779	180	2477	129	2250	111	2153	96	2540	88
2454	174	2346	128	2774	110	2574	96	2756	88
2477	169	2340	127	2353	108	2100	95	2114	87
2590	168	2800	127	2576	107	2449	95	2148	87
2830	168	2365	125	2790	107	2750	95	2251	87
2849	168	2575	125	2794	107	2196	94	2443	87
2230	166	2118	123	2196	105	2350	94	2508	87
2756	160	2779	123	2353	104	2790	94		
2460	158	2830	123	2594	104	2798	94		

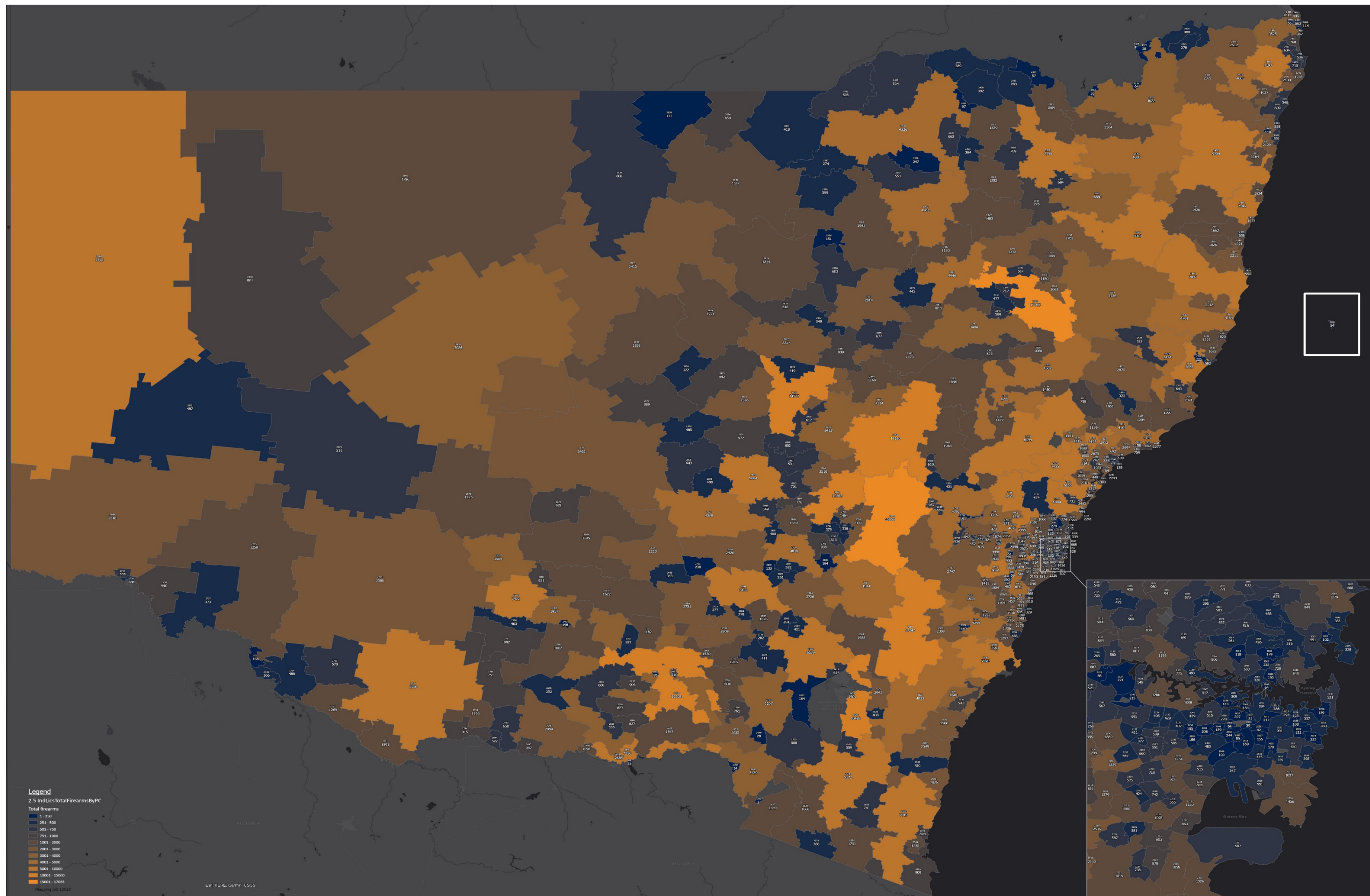
2.3 TOTAL INDIVIDUAL FIREARMS LICENCE HOLDERS WITH NO FIREARMS CURRENTLY REGISTERED TO THEIR LICENCE AND THEIR POSTCODE (EXCLUDES DEALERS AND COLLECTORS)



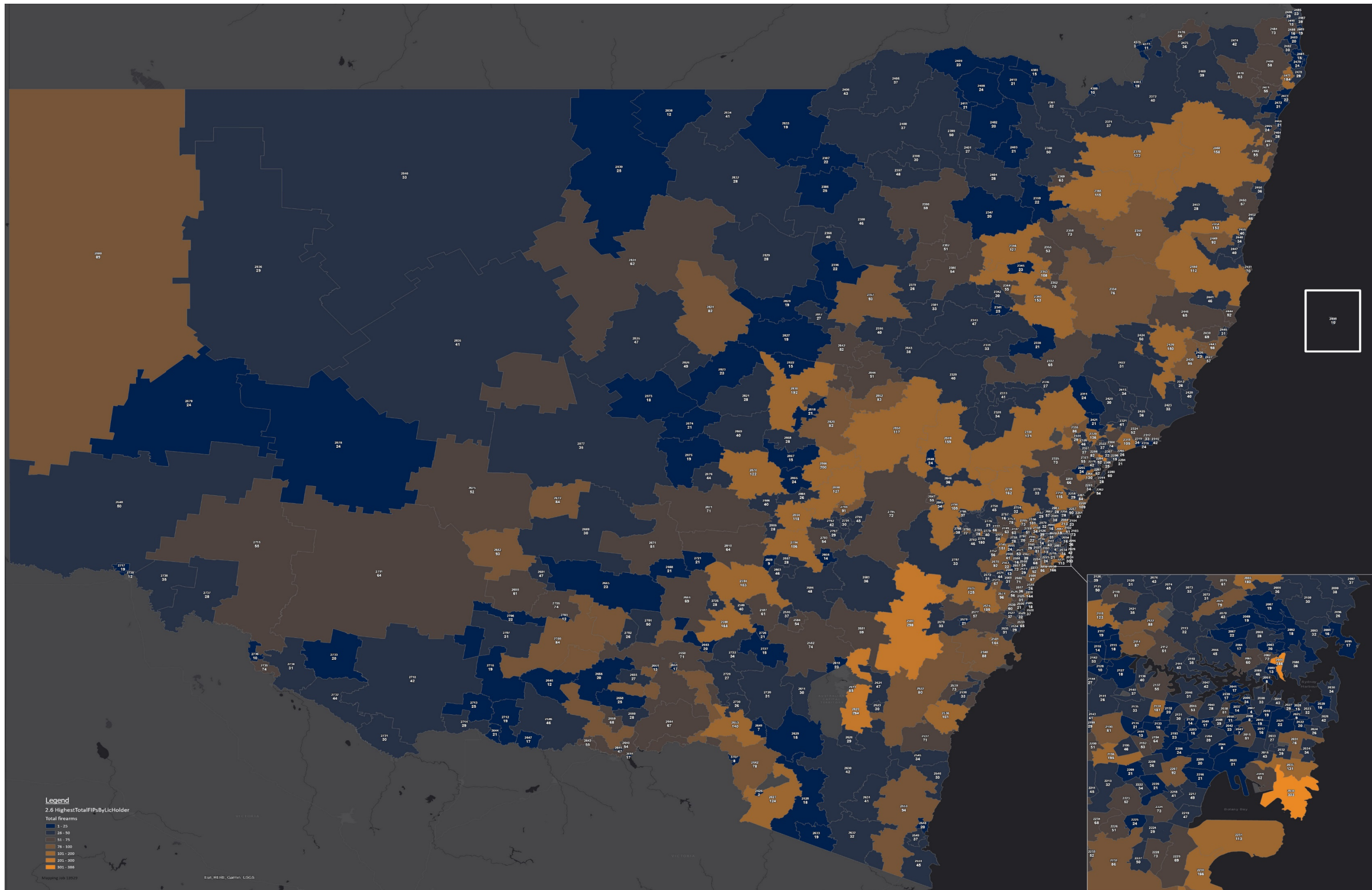
2.4 TOTAL INDIVIDUAL, BUSINESS OR CLUB FIREARMS LICENCE HOLDERS WITH REGISTERED FIREARMS AND THEIR POSTCODE (EXCLUDES DEALERS AND COLLECTORS)



2.5 TOTAL FIREARMS REGISTERED TO THE TOTAL NUMBER OF INDIVIDUAL FIREARMS LICENCES ONLY AND THEIR POSTCODE (EXCLUDES DEALERS AND COLLECTORS)



2.6 HIGHEST TOTAL FIREARMS REGISTERED TO AN INDIVIDUAL FIREARMS LICENCE HOLDER AND THEIR POSTCODE
(EXCLUDES DEALERS AND COLLECTORS)



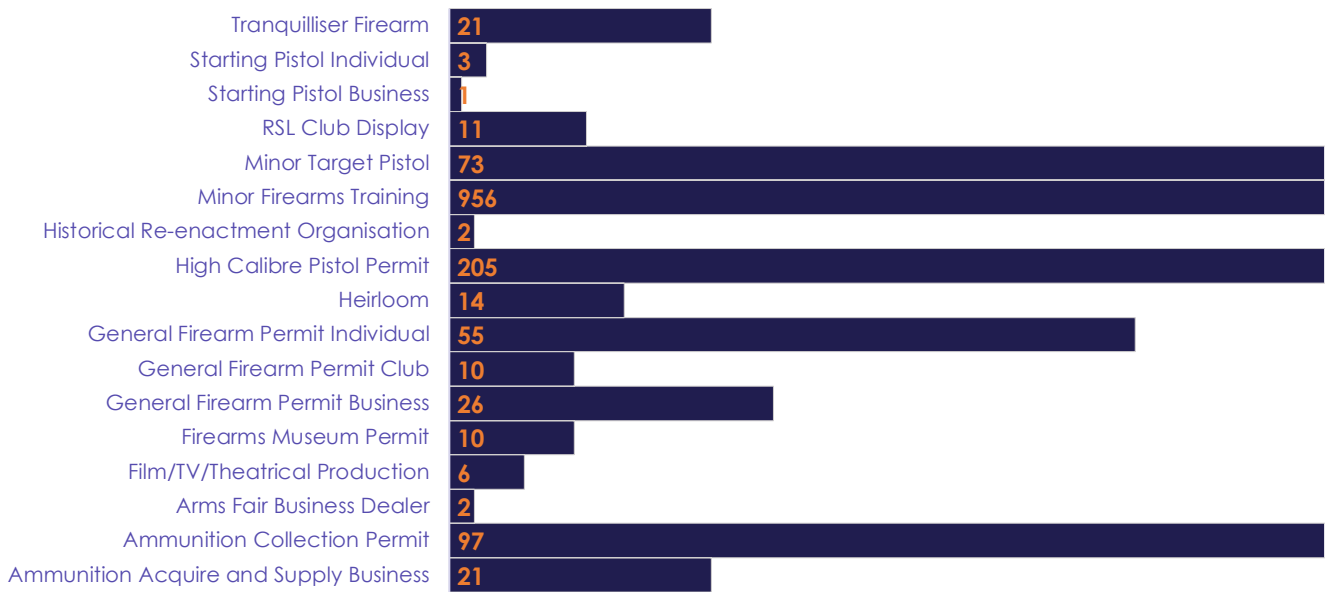


SECTION 3 - FIREARMS LICENSING AND PERMIT INFORMATION FROM 1 JULY 2023 TO 31 DECEMBER 2023

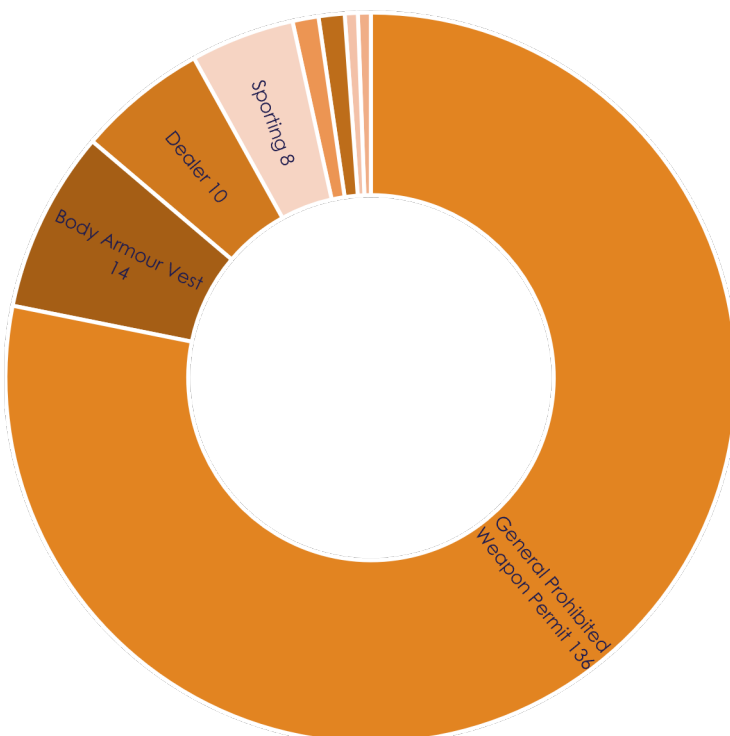
3.1 FIREARMS LICENCES ISSUED BETWEEN 1 JULY 2023 TO 31 DECEMBER 2023

FIREARM LICENCE TYPE	TOTAL LICENCES
Individual, Collector, Business, Dealer and Club	41,875

3.2 FIREARMS PERMITS ISSUED BETWEEN 1 JULY 2023 TO 31 DECEMBER 2023



3.3 PROHIBITED WEAPON PERMITS ISSUED BETWEEN 1 JULY 2023 TO 31 DECEMBER 2023



PROHIBITED WEAPON PERMIT TYPE	ISSUED
Body Armour Vest	14
Collector	2
Dealer	10
General Prohibited Weapon Permit	136
Instructor	2
RSL Club Display	1
Scientific	1
Sporting	8