

# NSW FIREARMS LICENSING AND OWNERSHIP INFORMATION



Section 7 (3) of the *Government Information (Public Access) Act 2009* (GIPA Act) requires that all government agencies give consideration, at regular intervals, to identifying categories of information that should be released to the public proactively.

The following information has been identified by the NSW Police Force, Firearms Registry as being in the public interest to be made publicly available.

The following information has been prepared by the NSW Firearms Registry and is correct as at 28 September 2019 unless otherwise qualified. Please note any qualifying statements against any of the following data sets provided to assist with interpretation of the data being presented.

Unless otherwise determined, this information will be released on an ongoing quarterly basis from 14 October 2019.

# NSW FIREARMS LICENSING AND OWNERSHIP INFORMATION

## Table of Contents

SECTION 1 – NSW Licence and Permit Holder Information by Type .....	3
1.1. Breakdown of current Individual, Business and Club firearms licences by licence type.....	3
1.2. Breakdown of Individual, Business and Club firearms licences by category and genuine reason	3
1.3. Breakdown of issued Firearm Permits by legitimate reason .....	4
1.4. Breakdown of issued Prohibited Weapon Permits by legitimate reason.....	4
1.5. Total Individual Firearm Licence Holders (excluding Businesses, Clubs, Dealers and Collectors) and their postcode.....	5
SECTION 2 – Registered Firearms by Customer Type and their postcode.....	11
2.1. Total registered firearms by firearms licence holder type in NSW .....	11
2.2. Top 100 - Total registered firearms by an individual firearms licence holder (excluding collectors) and their postcode .....	11
2.3. Total Individual Firearms Licence Holders, by postcode, with NO firearms currently registered to their licence (excluding Dealers and Collectors).....	13
2.4. Total Individual, Business or Club Firearms Licence holders, by postcode, with registered firearms (excludes Dealers and Collectors) .....	20
2.5. Total firearms, by postcode, registered to the total number of Individual Firearms Licences ONLY (excludes Dealers and Collectors) .....	26
2.6. Highest total firearms registered to an Individual Firearms Licence Holder by postcode (excludes Dealers and Collectors).....	32
SECTION 3 – Firearms Licensing and Permit Information from 1 July 2019 to 30 September 2019 (Qtr3) .....	40
3.1. Firearms Licences issued between 1 July 2019 and 30 September 2019.....	40
3.2. Firearm Permits issued between 1 July 2019 and 30 September 2019.....	40
3.3. Prohibited Weapon Permits issued between 1 July 2019 and 30 September 2019 .....	40
SECTION 4 – Firearm and Weapon Prohibition Orders .....	41
4.1. Total Firearm Prohibition Orders served by Police Area Command or District in NSW to date	41
4.2. Total Firearm Prohibition Orders Served by Police Area Command or District between 1 July 2019 and 30 September 2019 .....	42
4.3. Total Weapon Prohibition Orders served by Police Area Command or District in NSW to date	43
4.4. Total Weapon Prohibition Orders Served by Police Area Command or District between 1 July 2019 and 30 September 2019 .....	44

## NSW FIREARMS LICENSING AND OWNERSHIP INFORMATION

### SECTION 1 – NSW Licence and Permit Holder Information by Type

#### 1.1. Breakdown of current Individual, Business and Club firearms licences by licence type

Firearm Licence Type	Total Licences
Individual (excluding Collectors)	235772
Firearms Collection	2880
Business	310
Club	284
Dealer Business*	369
Club Armourer**	348
<b>Total</b>	<b>239963</b>

*\*This firearm licence type includes both Dealer Business and Theatrical Armourer firearms licences*

*\*\*A Club Armourer firearms licence is classed as a type of dealer firearms licence*

#### 1.2. Breakdown of Individual, Business and Club firearms licences by category and genuine reason

Note: The figures in the table below do not indicate the number of firearms licences issued as in most cases firearms licences are issued for several categories and each category can have multiple genuine reasons

*Figures in table below are current as at 21 September 2019*

Licence Category	Total Categories Issued	Genuine Reasons						
		Sport Target Shooting	Rec Hunting Vermin Control	Primary Production	Vertebrate Pest Animal Control	Rural Occupation	Animal Welfare	Business or Employment
A	233944	54073	195910	40913	1328	1875	4163	1406
B	220180	47990	186702	37353	1331	1781	3955	1110
C	16735	586	0	16248	0	0	0	0
D	539	0	0	0	541	0	0	0
H	16836	15788*	0	0	0	0	0	1330**
<b>Total</b>	<b>488234</b>	<b>118437</b>	<b>382612</b>	<b>94514</b>	<b>3200</b>	<b>3656</b>	<b>8118</b>	<b>3846</b>

*\*Category H Sport Target Shooting includes 1236 Probationary Pistol Licences*

*\*\*Category H Business/Employment includes 34 Provisional Pistol Licences*

## NSW FIREARMS LICENSING AND OWNERSHIP INFORMATION

### 1.3. Breakdown of issued Firearm Permits by legitimate reason

Firearm Permit Type	Total Issued
Ammunition Acquire and Supply	165
Ammunition Collection Permit	455
Arms Fair Business Dealer	2
Film/Tv/Theatrical Production	3
Firearms Instructor Permit	32
Firearms Museum Permit	55
General Permit Business	154
General Permit Club	14
General Permit Individual	286
Heirloom	80
High Calibre Pistol Permit	942
Historical Re-Enactment Organisation	23
Minor Firearms Training	6289
Minor Firearms Training Category C	3
Minor Target Pistol	405
Operate Safari Tours/Hunting	4
Permit for Certain Cannon	12
Pistol	5
Powerhead	4
RSL Club Display	89
Starting Pistol	18
Tranquilliser Firearm	126

### 1.4. Breakdown of issued Prohibited Weapon Permits by legitimate reason

Prohibited Weapon Permit Type	Total Issued
Animal Management	24
Armourer	19
Baton & Handcuffs	62
Body Armour Vest	269
Collector	65
Dealer	87
General	284
Heirloom	6
Instructor	62
Overseas Competitor	8
Public Museum	17
RSL Club Display	14
Scientific	2
Sporting	65

## NSW FIREARMS LICENSING AND OWNERSHIP INFORMATION

## 1.5. Total Individual Firearm Licence Holders (excluding Businesses, Clubs, Dealers and Collectors) and their postcode

Note: Firearms licence holders in the process of moving interstate are not included in the following information.

Postcode	Firearms Licence Holders	Postcode	Firearms Licence Holders	Postcode	Firearms Licence Holders	Postcode	Firearms Licence Holders	Postcode	Firearms Licence Holders
2000	221	2031	421	2062	117	2085	281	2110	319
2007	28	2032	215	2063	137	2086	343	2111	396
2008	53	2033	156	2064	103	2087	333	2112	818
2009	132	2034	296	2065	399	2088	576	2113	387
2010	207	2035	710	2066	571	2089	200	2114	417
2011	228	2036	706	2067	273	2090	209	2115	386
2015	101	2037	157	2068	305	2092	195	2116	159
2016	97	2038	147	2069	383	2093	385	2117	537
2017	159	2039	106	2070	367	2094	103	2118	521
2018	305	2040	387	2071	269	2095	225	2119	198
2019	259	2041	245	2072	160	2096	291	2120	554
2020	261	2042	133	2073	344	2097	456	2121	415
2021	220	2043	46	2074	519	2099	870	2122	498
2022	155	2044	112	2075	429	2100	579	2124	3
2023	225	2045	228	2076	506	2101	667	2125	427
2024	165	2046	717	2077	652	2102	230	2126	338
2025	121	2047	290	2079	272	2103	375	2127	176
2026	288	2048	90	2080	63	2104	155	2128	47
2027	161	2049	180	2081	181	2105	56	2130	76
2028	78	2050	64	2082	173	2106	277	2131	292
2029	147	2060	190	2083	41	2107	426	2132	300
2030	348	2061	99	2084	240	2108	82	2133	378

## NSW FIREARMS LICENSING AND OWNERSHIP INFORMATION

## 1.5 Total Individual Firearm Licence Holders (excluding Businesses, Clubs, Dealers and Collectors) and their postcode

Postcode	Firearms Licence Holders	Postcode	Firearms Licence Holders	Postcode	Firearms Licence Holders	Postcode	Firearms Licence Holders	Postcode	Firearms Licence Holders
2134	238	2158	563	2191	297	2216	673	2257	756
2135	488	2159	587	2192	474	2217	662	2258	312
2136	277	2160	1361	2193	438	2218	388	2259	2950
2137	850	2161	1496	2194	391	2219	520	2260	628
2138	352	2162	694	2195	359	2220	612	2261	1503
2140	184	2163	244	2196	1467	2221	604	2262	670
2141	478	2164	811	2197	461	2222	253	2263	687
2142	730	2165	867	2198	465	2223	556	2264	922
2143	171	2166	679	2199	674	2224	548	2265	524
2144	662	2167	239	2200	1423	2225	200	2267	170
2145	2263	2168	1285	2203	197	2226	304	2278	268
2146	404	2170	3752	2204	414	2227	422	2280	1161
2147	1191	2171	1655	2205	434	2228	464	2281	719
2148	1825	2172	185	2206	835	2229	900	2282	543
2150	317	2173	519	2207	1015	2230	766	2283	1245
2151	510	2174	139	2208	464	2231	130	2284	453
2152	326	2175	401	2209	410	2232	1129	2285	1344
2153	1723	2176	1952	2210	1019	2233	1141	2286	312
2154	1076	2177	464	2211	554	2234	1361	2287	1401
2155	1866	2178	818	2212	564	2250	2957	2289	569
2156	1146	2179	849	2213	916	2251	1045	2290	1154
2157	577	2190	1357	2214	187	2256	392	2291	381

## NSW FIREARMS LICENSING AND OWNERSHIP INFORMATION

## 1.5 Total Individual Firearm Licence Holders (excluding Businesses, Clubs, Dealers and Collectors) and their postcode

Postcode	Firearms Licence Holders	Postcode	Firearms Licence Holders	Postcode	Firearms Licence Holders	Postcode	Firearms Licence Holders	Postcode	Firearms Licence Holders
2292	45	2319	427	2343	1539	2380	2517	2411	37
2293	64	2320	2801	2344	317	2381	565	2415	119
2294	44	2321	1855	2345	350	2382	546	2420	900
2295	294	2322	1300	2346	971	2386	224	2421	483
2296	45	2323	1501	2347	800	2387	156	2422	1445
2297	26	2324	1873	2350	3861	2388	1001	2423	684
2298	193	2325	3522	2352	812	2390	2321	2424	184
2299	283	2326	764	2353	389	2395	361	2425	573
2300	223	2327	514	2354	1789	2396	374	2426	116
2302	16	2328	644	2355	394	2397	267	2427	266
2303	159	2329	971	2356	74	2398	148	2428	1129
2304	383	2330	3716	2357	1441	2399	265	2429	2030
2305	296	2333	2273	2358	1229	2400	2200	2430	2787
2306	44	2334	435	2359	426	2401	155	2431	423
2307	188	2335	1303	2360	3640	2402	726	2439	497
2311	396	2336	687	2361	476	2403	370	2440	3289
2312	291	2337	2156	2365	1503	2404	650	2441	1029
2314	4	2338	496	2369	308	2405	268	2443	736
2315	706	2339	394	2370	2168	2406	314	2444	2056
2316	394	2340	7594	2371	569	2408	226	2445	428
2317	252	2341	268	2372	1749	2409	164	2446	2303
2318	1146	2342	225	2379	243	2410	176	2447	1057

## NSW FIREARMS LICENSING AND OWNERSHIP INFORMATION

## 1.5 Total Individual Firearm Licence Holders (excluding Businesses, Clubs, Dealers and Collectors) and their postcode

Postcode	Firearms Licence Holders	Postcode	Firearms Licence Holders	Postcode	Firearms Licence Holders	Postcode	Firearms Licence Holders	Postcode	Firearms Licence Holders
2448	514	2477	962	2518	717	2550	3423	2577	2275
2449	422	2478	1041	2519	687	2551	467	2578	193
2450	3200	2479	422	2522	2	2555	43	2579	1025
2452	602	2480	3874	2525	495	2556	529	2580	5735
2453	841	2481	345	2526	809	2557	1036	2581	858
2454	719	2482	369	2527	1403	2558	411	2582	3062
2455	246	2483	505	2528	963	2559	33	2583	2041
2456	940	2484	1911	2529	1262	2560	2645	2584	200
2460	4436	2485	294	2530	1703	2563	22	2585	108
2462	590	2486	1033	2533	934	2564	237	2586	1266
2463	978	2487	406	2534	295	2565	668	2587	668
2464	278	2488	86	2535	644	2566	916	2588	146
2465	48	2489	210	2536	1496	2567	2026	2590	1304
2466	142	2490	40	2537	1146	2568	156	2594	2489
2469	1220	2500	1010	2538	512	2569	218	2611	55
2470	2203	2502	428	2539	1453	2570	4195	2618	325
2471	472	2505	188	2540	3716	2571	1424	2619	691
2472	307	2506	301	2541	1504	2572	639	2620	4884
2473	169	2508	517	2545	235	2573	353	2621	1441
2474	1245	2515	372	2546	1080	2574	770	2622	1813
2475	134	2516	206	2548	503	2575	1693	2623	191
2476	244	2517	444	2549	683	2576	812	2624	4



## NSW FIREARMS LICENSING AND OWNERSHIP INFORMATION

## 1.5 Total Individual Firearm Licence Holders (excluding Businesses, Clubs, Dealers and Collectors) and their postcode

Postcode	Firearms Licence Holders	Postcode	Firearms Licence Holders	Postcode	Firearms Licence Holders	Postcode	Firearms Licence Holders	Postcode	Firearms Licence Holders
2625	7	2653	855	2706	226	2735	129	2765	1869
2626	228	2655	451	2707	619	2736	96	2766	369
2627	856	2656	419	2710	2855	2737	196	2767	480
2628	793	2658	454	2711	1155	2738	350	2768	577
2629	248	2659	261	2712	366	2739	198	2769	191
2630	2579	2660	420	2713	637	2745	2113	2770	1481
2631	402	2661	29	2714	485	2747	2103	2773	235
2632	919	2663	685	2715	579	2748	368	2774	603
2633	222	2665	944	2716	440	2749	1187	2775	244
2640	3196	2666	1345	2717	221	2750	1999	2776	232
2641	1249	2668	196	2720	1595	2752	674	2777	852
2642	1738	2669	929	2721	112	2753	2027	2778	143
2643	488	2671	1048	2722	887	2754	610	2779	225
2644	804	2672	578	2725	136	2755	6	2780	381
2645	157	2675	663	2726	112	2756	4042	2782	206
2646	1370	2680	3744	2727	192	2757	135	2783	157
2647	426	2681	450	2729	636	2758	1668	2784	63
2648	978	2700	904	2730	380	2759	1382	2785	301
2649	18	2701	519	2731	779	2760	1075	2786	105
2650	5828	2702	156	2732	654	2761	749	2787	1431
2651	240	2703	108	2733	332	2762	334	2790	2136
2652	1884	2705	1727	2734	190	2763	805	2791	119

## NSW FIREARMS LICENSING AND OWNERSHIP INFORMATION

## 1.5 Total Individual Firearm Licence Holders (excluding Businesses, Clubs, Dealers and Collectors) and their postcode

Postcode	Firearms Licence Holders	Postcode	Firearms Licence Holders	Postcode	Firearms Licence Holders
2792	166	2824	907	2848	300
2793	443	2825	914	2849	808
2794	2131	2826	131	2850	5397
2795	6974	2827	1199	2852	1268
2797	174	2828	383	2864	349
2798	634	2829	1064	2865	328
2799	1050	2830	6600	2866	1029
2800	6419	2831	1291	2867	319
2803	174	2832	767	2868	288
2804	753	2833	224	2869	537
2805	195	2834	473	2870	2343
2806	297	2835	1497	2871	2272
2807	140	2836	334	2873	468
2808	77	2838	49	2874	272
2809	86	2839	352	2875	391
2810	1086	2840	863	2876	268
2817	109	2842	348	2877	1296
2818	324	2843	589	2878	261
2820	1606	2844	592	2879	236
2821	1231	2845	322	2880	2933
2822	179	2846	150	2898	30
2823	538	2847	454		

## NSW FIREARMS LICENSING AND OWNERSHIP INFORMATION

## SECTION 2 – Registered Firearms by Customer Type and their postcode

## 2.1. Total registered firearms by firearms licence holder type in NSW

Note: Figures in the table below are not indicative of the total number of firearms registered against valid firearms licences or firearm permits in NSW. They are indicative of the specific firearm licence types as noted.

Firearms Licence Type	Total Registered Firearms
Individual (excluding Collectors)	886560
Collectors	13256
Dealers*	97297

\* This figure indicates total registered firearms in dealer stock for dealer business, theatrical armoured and club armoured

## 2.2. Top 100 - Total registered firearms by an individual firearms licence holder (excluding collectors) and their postcode

Postcode	Registered Firearms	Postcode	Registered Firearms	Postcode	Registered Firearms	Postcode	Registered Firearms
2090	314	2830	140	2353	101	2795	87
2036	305	2097	135	2167	98	2153	86
2285	300	2340	131	2440	95	2251	85
2088	297	2320	130	2576	95	2365	85
2580	296	2340	129	2261	94	2427	85
2477	237	2849	128	2340	94	2145	84
2353	224	2035	127	2370	94	2168	84
2084	219	2070	125	2750	94	2449	84
2830	200	2541	125	2794	94	2286	83
2866	199	2575	125	2357	93	2574	83
2085	181	2346	124	2443	93	2620	83
2134	181	2261	123	2795	93	2715	83
2621	177	2779	123	2100	92	2850	83
2779	174	2870	123	2340	92	2250	82
2101	165	2627	122	2519	92	2350	82
2318	163	2230	120	2570	92	2365	82
2830	162	2800	120	2652	92	2830	82
2460	158	2250	118	2114	91	2250	81
2620	155	2477	118	2454	89	2440	81
2745	149	2156	113	2147	88	2575	81
2429	148	2231	110	2260	88	2700	81
2330	146	2324	109	2540	88	2820	80
2756	146	2477	107	2122	87	2071	79
2518	141	2795	103	2440	87	2153	79
2590	141	2153	101	2756	87	2232	79

## NSW FIREARMS LICENSING AND OWNERSHIP INFORMATION

## 2.2. Top 100 - Total registered firearms by an individual firearms licence holder (excluding collectors) and their postcode

Postcode	Registered Firearms	Postcode	Registered Firearms	Postcode	Registered Firearms	Postcode	Registered Firearms
2090	314	2830	140	2353	101	2795	87
2036	305	2097	135	2167	98	2153	86
2285	300	2340	131	2440	95	2251	85
2088	297	2320	130	2576	95	2365	85
2580	296	2340	129	2261	94	2427	85
2477	237	2849	128	2340	94	2145	84
2353	224	2035	127	2370	94	2168	84
2084	219	2070	125	2750	94	2449	84
2830	200	2541	125	2794	94	2286	83
2866	199	2575	125	2357	93	2574	83
2085	181	2346	124	2443	93	2620	83
2134	181	2261	123	2795	93	2715	83
2621	177	2779	123	2100	92	2850	83
2779	174	2870	123	2340	92	2250	82
2101	165	2627	122	2519	92	2350	82
2318	163	2230	120	2570	92	2365	82
2830	162	2800	120	2652	92	2830	82
2460	158	2250	118	2114	91	2250	81
2620	155	2477	118	2454	89	2440	81
2745	149	2156	113	2147	88	2575	81
2429	148	2231	110	2260	88	2700	81
2330	146	2324	109	2540	88	2820	80
2756	146	2477	107	2122	87	2071	79
2518	141	2795	103	2440	87	2153	79
2590	141	2153	101	2756	87	2232	79

## NSW FIREARMS LICENSING AND OWNERSHIP INFORMATION

## 2.3. Total Individual Firearms Licence Holders, by postcode, with NO firearms currently registered to their licence (excluding Dealers and Collectors)

Postcode	Licence Holders with no Firearms	Postcode	Licence Holders with no Firearms	Postcode	Licence Holders with no Firearms	Postcode	Licence Holders with no Firearms	Postcode	Licence Holders with no Firearms
2000	55	2031	80	2062	19	2085	32	2110	49
2007	5	2032	47	2063	19	2086	37	2111	46
2008	12	2033	24	2064	16	2087	42	2112	131
2009	25	2034	49	2065	65	2088	91	2113	55
2010	41	2035	109	2066	101	2089	36	2114	56
2011	44	2036	89	2067	56	2090	31	2115	55
2015	25	2037	26	2068	46	2092	23	2116	17
2016	23	2038	23	2069	56	2093	61	2117	74
2017	28	2039	20	2070	57	2094	15	2118	86
2018	48	2040	59	2071	50	2095	32	2119	27
2019	30	2041	45	2072	25	2096	43	2120	64
2020	38	2042	29	2073	45	2097	50	2121	66
2021	34	2043	7	2074	72	2099	112	2122	69
2022	27	2044	20	2075	72	2100	67	2125	62
2023	31	2045	24	2076	58	2101	78	2126	40
2024	27	2046	104	2077	91	2102	30	2127	40
2025	24	2047	46	2079	31	2103	47	2128	11
2026	67	2048	13	2080	7	2104	21	2130	9
2027	26	2049	30	2081	14	2105	9	2131	59
2028	9	2050	20	2082	19	2106	39	2132	32
2029	36	2060	35	2083	3	2107	51	2133	50
2030	70	2061	15	2084	28	2108	15	2134	40

## NSW FIREARMS LICENSING AND OWNERSHIP INFORMATION

## 2.3. Total Individual Firearms Licence Holders, by postcode, with NO firearms currently registered to their licence (excluding Dealers and Collectors)

Postcode	Licence Holders with no Firearms	Postcode	Licence Holders with no Firearms	Postcode	Licence Holders with no Firearms	Postcode	Licence Holders with no Firearms	Postcode	Licence Holders with no Firearms
2135	89	2159	70	2192	69	2217	112	2258	25
2136	33	2160	223	2193	69	2218	67	2259	324
2137	117	2161	288	2194	70	2219	69	2260	71
2138	63	2162	131	2195	74	2220	110	2261	137
2140	41	2163	35	2196	257	2221	85	2262	70
2141	98	2164	107	2197	83	2222	35	2263	84
2142	133	2165	142	2198	76	2223	78	2264	74
2143	34	2166	110	2199	116	2224	75	2265	53
2144	129	2167	28	2200	250	2225	23	2267	10
2145	330	2168	207	2203	40	2226	38	2278	20
2146	54	2170	532	2204	67	2227	47	2280	122
2147	133	2171	248	2205	77	2228	60	2281	72
2148	246	2172	25	2206	89	2229	121	2282	56
2150	66	2173	69	2207	150	2230	106	2283	120
2151	81	2174	24	2208	64	2231	11	2284	48
2152	55	2175	43	2209	73	2232	128	2285	138
2153	256	2176	289	2210	137	2233	122	2286	27
2154	141	2177	76	2211	67	2234	170	2287	154
2155	234	2178	75	2212	78	2250	251	2289	68
2156	139	2179	89	2213	117	2251	112	2290	136
2157	68	2190	226	2214	22	2256	39	2291	58
2158	56	2191	48	2216	111	2257	84	2292	4

## NSW FIREARMS LICENSING AND OWNERSHIP INFORMATION

## 2.3. Total Individual Firearms Licence Holders, by postcode, with NO firearms currently registered to their licence (excluding Dealers and Collectors)

Postcode	Licence Holders with no Firearms	Postcode	Licence Holders with no Firearms	Postcode	Licence Holders with no Firearms	Postcode	Licence Holders with no Firearms	Postcode	Licence Holders with no Firearms
2293	6	2320	219	2344	18	2381	39	2415	8
2294	3	2321	133	2345	29	2382	39	2420	60
2295	24	2322	121	2346	70	2386	13	2421	27
2296	7	2323	129	2347	50	2387	13	2422	128
2297	5	2324	156	2350	363	2388	79	2423	54
2298	18	2325	315	2352	55	2390	174	2424	13
2299	34	2326	59	2353	24	2395	37	2425	46
2300	33	2327	45	2354	116	2396	32	2426	13
2302	4	2328	53	2355	26	2397	18	2427	22
2303	26	2329	81	2356	7	2398	16	2428	121
2304	57	2330	304	2357	140	2399	21	2429	171
2305	37	2333	208	2358	89	2400	185	2430	233
2306	9	2334	27	2359	22	2401	11	2431	42
2307	24	2335	104	2360	262	2402	51	2439	38
2311	31	2336	47	2361	36	2403	28	2440	318
2312	17	2337	171	2365	119	2404	44	2441	87
2314	2	2338	38	2369	20	2405	13	2443	63
2315	72	2339	23	2370	145	2406	31	2444	233
2316	36	2340	617	2371	45	2408	12	2445	45
2317	25	2341	24	2372	118	2409	10	2446	198
2318	99	2342	22	2379	15	2410	17	2447	86
2319	26	2343	113	2380	217	2411	1	2448	39

## NSW FIREARMS LICENSING AND OWNERSHIP INFORMATION

## 2.3. Total Individual Firearms Licence Holders, by postcode, with NO firearms currently registered to their licence (excluding Dealers and Collectors)

Postcode	Licence Holders with no Firearms	Postcode	Licence Holders with no Firearms	Postcode	Licence Holders with no Firearms	Postcode	Licence Holders with no Firearms	Postcode	Licence Holders with no Firearms
2293	6	2320	219	2344	18	2381	39	2415	8
2294	3	2321	133	2345	29	2382	39	2420	60
2295	24	2322	121	2346	70	2386	13	2421	27
2296	7	2323	129	2347	50	2387	13	2422	128
2297	5	2324	156	2350	363	2388	79	2423	54
2298	18	2325	315	2352	55	2390	174	2424	13
2299	34	2326	59	2353	24	2395	37	2425	46
2300	33	2327	45	2354	116	2396	32	2426	13
2302	4	2328	53	2355	26	2397	18	2427	22
2303	26	2329	81	2356	7	2398	16	2428	121
2304	57	2330	304	2357	140	2399	21	2429	171
2305	37	2333	208	2358	89	2400	185	2430	233
2306	9	2334	27	2359	22	2401	11	2431	42
2307	24	2335	104	2360	262	2402	51	2439	38
2311	31	2336	47	2361	36	2403	28	2440	318
2312	17	2337	171	2365	119	2404	44	2441	87
2314	2	2338	38	2369	20	2405	13	2443	63
2315	72	2339	23	2370	145	2406	31	2444	233
2316	36	2340	617	2371	45	2408	12	2445	45
2317	25	2341	24	2372	118	2409	10	2446	198
2318	99	2342	22	2379	15	2410	17	2447	86
2319	26	2343	113	2380	217	2411	1	2448	39



## NSW FIREARMS LICENSING AND OWNERSHIP INFORMATION

2.3. Total Individual Firearms Licence Holders, by postcode, with NO firearms currently registered to their licence (excluding Dealers and Collectors)

Postcode	Licence Holders with no Firearms	Postcode	Licence Holders with no Firearms	Postcode	Licence Holders with no Firearms	Postcode	Licence Holders with no Firearms	Postcode	Licence Holders with no Firearms
2449	36	2478	134	2519	66	2551	50	2578	16
2450	327	2479	31	2522	1	2555	3	2579	98
2452	56	2480	343	2525	52	2556	49	2580	444
2453	89	2481	29	2526	87	2557	111	2581	57
2454	67	2482	38	2527	166	2558	59	2582	253
2455	21	2483	65	2528	110	2559	5	2583	134
2456	87	2484	180	2529	135	2560	284	2584	14
2460	388	2485	35	2530	165	2563	3	2585	9
2462	51	2486	99	2533	113	2564	38	2586	108
2463	78	2487	43	2534	35	2565	75	2587	62
2464	19	2488	13	2535	50	2566	108	2588	10
2465	6	2489	24	2536	143	2567	235	2590	96
2466	17	2490	4	2537	109	2568	12	2594	201
2469	104	2500	133	2538	47	2569	11	2611	3
2470	158	2502	49	2539	146	2570	414	2618	41
2471	30	2505	22	2540	346	2571	129	2619	70
2472	26	2506	35	2541	137	2572	76	2620	482
2473	13	2508	54	2545	15	2573	31	2621	136
2474	87	2515	33	2546	101	2574	73	2622	135
2475	12	2516	18	2548	54	2575	138	2623	17
2476	29	2517	64	2549	63	2576	80	2624	2
2477	84	2518	83	2550	269	2577	200	2625	4

## NSW FIREARMS LICENSING AND OWNERSHIP INFORMATION

2.3. Total Individual Firearms Licence Holders, by postcode, with NO firearms currently registered to their licence (excluding Dealers and Collectors)

Postcode	Licence Holders with no Firearms	Postcode	Licence Holders with no Firearms	Postcode	Licence Holders with no Firearms	Postcode	Licence Holders with no Firearms	Postcode	Licence Holders with no Firearms
2626	23	2655	30	2707	57	2736	10	2766	47
2627	90	2656	36	2710	229	2737	16	2767	70
2628	65	2658	29	2711	97	2738	29	2768	82
2629	15	2659	13	2712	19	2739	12	2769	22
2630	218	2660	35	2713	62	2745	218	2770	200
2631	24	2661	1	2714	29	2747	234	2773	29
2632	85	2663	52	2715	61	2748	37	2774	75
2633	19	2665	56	2716	42	2749	138	2775	25
2640	293	2666	79	2717	21	2750	224	2776	25
2641	102	2668	10	2720	151	2752	58	2777	102
2642	108	2669	85	2721	6	2753	205	2778	21
2643	36	2671	78	2722	66	2754	58	2779	23
2644	50	2672	57	2725	11	2755	1	2780	25
2645	9	2675	51	2726	7	2756	397	2782	24
2646	99	2680	345	2727	15	2757	14	2783	12
2647	39	2681	25	2729	45	2758	160	2784	5
2648	57	2700	89	2730	35	2759	184	2785	31
2649	1	2701	37	2731	76	2760	153	2786	11
2650	607	2702	13	2732	61	2761	93	2787	102
2651	23	2703	9	2733	25	2762	35	2790	194
2652	141	2705	166	2734	5	2763	105	2791	8
2653	56	2706	20	2735	13	2765	177	2792	10

## NSW FIREARMS LICENSING AND OWNERSHIP INFORMATION

2.3. Total Individual Firearms Licence Holders, by postcode, with NO firearms currently registered to their licence (excluding Dealers and Collectors)

Postcode	Licence Holders with no Firearms	Postcode	Licence Holders with no Firearms	Postcode	Licence Holders with no Firearms
2793	38	2825	66	2849	61
2794	195	2826	15	2850	460
2795	578	2827	82	2852	88
2797	7	2828	23	2864	20
2798	40	2829	100	2865	23
2799	85	2830	572	2866	85
2800	577	2831	77	2867	18
2803	13	2832	51	2868	16
2804	51	2833	17	2869	34
2805	12	2834	47	2870	186
2806	24	2835	158	2871	213
2807	9	2836	27	2873	19
2808	5	2838	1	2874	9
2809	8	2839	33	2875	27
2810	73	2840	82	2876	23
2817	5	2842	27	2877	83
2818	20	2843	45	2878	21
2820	108	2844	38	2879	15
2821	93	2845	28	2880	247
2822	15	2846	10	2898	5
2823	31	2847	35		
2824	60	2848	23		

## NSW FIREARMS LICENSING AND OWNERSHIP INFORMATION

## 2.4. Total Individual, Business or Club Firearms Licence holders, by postcode, with registered firearms (excludes Dealers and Collectors)

Note: Firearms licence holders in the process of moving interstate are not included in the following information.

Postcode	Licence Holders with Firearms	Postcode	Licence Holders with Firearms	Postcode	Licence Holders with Firearms	Postcode	Licence Holders with Firearms	Postcode	Licence Holders with Firearms
2000	63	2030	113	2061	35	2084	98	2108	25
2006	1	2031	135	2062	38	2085	109	2110	105
2007	10	2032	65	2063	48	2086	139	2111	150
2008	16	2033	55	2064	38	2087	119	2112	279
2009	44	2034	103	2065	128	2088	200	2113	141
2010	65	2035	250	2066	178	2089	65	2114	149
2011	65	2036	272	2067	87	2090	72	2115	133
2015	29	2037	52	2068	107	2092	71	2116	59
2016	28	2038	52	2069	139	2093	140	2117	192
2017	52	2039	33	2070	117	2094	35	2118	172
2018	108	2040	135	2071	82	2095	81	2119	74
2019	96	2041	76	2072	56	2096	102	2120	208
2020	91	2042	38	2073	122	2097	176	2121	142
2021	77	2043	17	2074	192	2099	327	2122	182
2022	57	2044	38	2075	147	2100	228	2124	1
2023	79	2045	91	2076	197	2101	249	2125	151
2024	52	2046	256	2077	249	2102	77	2126	129
2025	39	2047	97	2079	102	2103	141	2127	49
2026	86	2048	36	2080	26	2104	54	2128	13
2027	56	2049	60	2081	76	2105	20	2130	31
2028	29	2050	15	2082	68	2106	104	2131	91
2029	41	2060	60	2083	16	2107	160	2132	119

## NSW FIREARMS LICENSING AND OWNERSHIP INFORMATION

## 2.4. Total Individual, Business or Club Firearms Licence holders, by postcode, with registered firearms (excludes Dealers and Collectors)

Postcode	Licence Holders with Firearms	Postcode	Licence Holders with Firearms	Postcode	Licence Holders with Firearms	Postcode	Licence Holders with Firearms	Postcode	Licence Holders with Firearms
2133	145	2157	228	2190	430	2214	71	2256	165
2134	79	2158	227	2191	97	2216	229	2257	295
2135	153	2159	229	2192	163	2217	223	2258	137
2136	105	2160	448	2193	147	2218	129	2259	1169
2137	308	2161	456	2194	132	2219	187	2260	251
2138	119	2162	212	2195	103	2220	192	2261	625
2140	52	2163	82	2196	465	2221	215	2262	262
2141	146	2164	299	2197	142	2222	91	2263	267
2142	232	2165	302	2198	153	2223	203	2264	391
2143	52	2166	231	2199	215	2224	206	2265	219
2144	215	2167	88	2200	462	2225	75	2267	72
2145	797	2168	436	2203	58	2226	115	2278	113
2146	147	2170	1324	2204	139	2227	164	2280	457
2147	460	2171	583	2205	139	2228	169	2281	291
2148	666	2172	68	2206	327	2229	318	2282	222
2150	93	2173	188	2207	349	2230	276	2283	510
2151	172	2174	48	2208	168	2231	53	2284	177
2152	108	2175	161	2209	128	2232	428	2285	534
2153	587	2176	700	2210	370	2233	448	2286	129
2154	391	2177	153	2211	210	2234	498	2287	550
2155	682	2178	348	2212	195	2250	1226	2289	217
2156	444	2179	331	2213	328	2251	411	2290	451

## NSW FIREARMS LICENSING AND OWNERSHIP INFORMATION

## 2.4. Total Individual, Business or Club Firearms Licence holders, by postcode, with registered firearms (excludes Dealers and Collectors)

Postcode	Licence Holders with Firearms	Postcode	Licence Holders with Firearms	Postcode	Licence Holders with Firearms	Postcode	Licence Holders with Firearms	Postcode	Licence Holders with Firearms
2291	135	2319	183	2343	623	2380	961	2411	15
2292	20	2320	1171	2344	133	2381	216	2415	49
2293	26	2321	797	2345	136	2382	209	2420	394
2294	19	2322	534	2346	392	2386	87	2421	213
2295	124	2323	623	2347	318	2387	54	2422	582
2296	15	2324	781	2350	1524	2388	370	2423	289
2297	9	2325	1446	2352	338	2390	928	2424	74
2298	81	2326	322	2353	167	2395	138	2425	242
2299	105	2327	215	2354	698	2396	133	2426	42
2300	79	2328	254	2355	164	2397	94	2427	110
2302	5	2329	360	2356	27	2398	49	2428	450
2303	54	2330	1516	2357	542	2399	99	2429	853
2304	138	2333	895	2358	493	2400	832	2430	1186
2305	108	2334	185	2359	177	2401	57	2431	170
2306	15	2335	543	2360	1497	2402	281	2439	216
2307	69	2336	285	2361	183	2403	141	2440	1349
2311	159	2337	861	2365	575	2404	255	2441	436
2312	131	2338	200	2369	134	2405	97	2443	316
2315	289	2339	157	2370	874	2406	111	2444	828
2316	165	2340	3034	2371	218	2408	81	2445	171
2317	102	2341	106	2372	701	2409	62	2446	968
2318	471	2342	83	2379	92	2410	61	2447	450

## NSW FIREARMS LICENSING AND OWNERSHIP INFORMATION

## 2.4. Total Individual, Business or Club Firearms Licence holders, by postcode, with registered firearms (excludes Dealers and Collectors)

Postcode	Licence Holders with Firearms	Postcode	Licence Holders with Firearms	Postcode	Licence Holders with Firearms	Postcode	Licence Holders with Firearms	Postcode	Licence Holders with Firearms
2448	219	2477	425	2518	286	2551	197	2578	83
2449	180	2478	404	2519	278	2555	19	2579	416
2450	1301	2479	187	2525	200	2556	211	2580	2389
2452	246	2480	1673	2526	321	2557	405	2581	346
2453	328	2481	148	2527	541	2558	144	2582	1224
2454	297	2482	149	2528	374	2559	11	2583	828
2455	101	2483	193	2529	505	2560	1023	2584	77
2456	376	2484	785	2530	688	2563	8	2585	39
2460	1824	2485	106	2533	358	2564	76	2586	494
2462	236	2486	421	2534	110	2565	261	2587	257
2463	420	2487	164	2535	278	2566	341	2588	59
2464	124	2488	28	2536	612	2567	769	2590	529
2465	19	2489	76	2537	483	2568	67	2594	985
2466	57	2490	17	2538	205	2569	98	2611	22
2469	498	2500	378	2539	572	2570	1663	2618	125
2470	937	2502	170	2540	1522	2571	596	2619	271
2471	209	2505	77	2541	616	2572	248	2620	1990
2472	130	2506	119	2545	104	2573	147	2621	587
2473	72	2508	199	2546	456	2574	313	2622	731
2474	530	2515	149	2548	205	2575	713	2623	78
2475	52	2516	86	2549	286	2576	322	2626	89
2476	90	2517	160	2550	1493	2577	949	2627	340

## NSW FIREARMS LICENSING AND OWNERSHIP INFORMATION

## 2.4. Total Individual, Business or Club Firearms Licence holders, by postcode, with registered firearms (excludes Dealers and Collectors)

Postcode	Licence Holders with Firearms	Postcode	Licence Holders with Firearms	Postcode	Licence Holders with Firearms	Postcode	Licence Holders with Firearms	Postcode	Licence Holders with Firearms
2628	320	2658	169	2711	435	2738	148	2768	205
2629	104	2659	103	2712	153	2739	88	2769	70
2630	1025	2660	162	2713	239	2745	817	2770	527
2631	161	2661	13	2714	202	2747	811	2773	89
2632	359	2663	290	2715	205	2748	149	2774	232
2633	90	2665	340	2716	156	2749	457	2775	94
2640	1316	2666	520	2717	95	2750	768	2776	90
2641	535	2668	67	2720	654	2752	277	2777	324
2642	710	2669	297	2721	41	2753	810	2778	49
2643	208	2671	396	2722	376	2754	245	2779	90
2644	322	2672	197	2725	52	2755	2	2780	166
2645	65	2675	241	2726	46	2756	1627	2782	83
2646	550	2680	1394	2727	74	2757	54	2783	66
2647	168	2681	181	2729	258	2758	680	2784	27
2648	409	2700	335	2730	158	2759	509	2785	111
2649	8	2701	221	2731	305	2760	382	2786	41
2650	2261	2702	63	2732	233	2761	285	2787	578
2651	96	2703	51	2733	124	2762	131	2790	868
2652	730	2705	655	2734	77	2763	297	2791	48
2653	364	2706	90	2735	47	2765	797	2792	70
2655	185	2707	209	2736	36	2766	141	2793	178
2656	144	2710	1128	2737	78	2767	169	2794	837



## NSW FIREARMS LICENSING AND OWNERSHIP INFORMATION

2.4. Total Individual, Business or Club Firearms Licence holders, by postcode, with registered firearms (excludes Dealers and Collectors)

Postcode	Licence Holders with Firearms	Postcode	Licence Holders with Firearms	Postcode	Licence Holders with Firearms
2795	2827	2827	449	2852	515
2797	77	2828	139	2864	145
2798	273	2829	376	2865	128
2799	436	2830	2615	2866	406
2800	2636	2831	488	2867	123
2803	69	2832	281	2868	115
2804	314	2833	79	2869	195
2805	76	2834	183	2870	930
2806	113	2835	550	2871	851
2807	57	2836	120	2873	167
2808	32	2838	22	2874	98
2809	33	2839	123	2875	142
2810	428	2840	312	2876	91
2817	42	2842	136	2877	482
2818	125	2843	225	2878	90
2820	646	2844	226	2879	99
2821	474	2845	135	2880	1157
2822	67	2846	60	2898	13
2823	201	2847	194		
2824	346	2848	128		
2825	341	2849	328		
2826	39	2850	2164		

## NSW FIREARMS LICENSING AND OWNERSHIP INFORMATION

## 2.5. Total firearms, by postcode, registered to the total number of Individual Firearms Licences ONLY (excludes Dealers and Collectors)

Note: Firearms licence holders in the process of moving interstate are not included in the following information.

Postcode	Registered Firearms	Postcode	Registered Firearms	Postcode	Registered Firearms	Postcode	Registered Firearms	Postcode	Registered Firearms
2000	276	2031	648	2062	236	2085	623	2110	479
2007	25	2032	330	2063	180	2086	594	2111	754
2008	40	2033	213	2064	109	2087	476	2112	1132
2009	122	2034	371	2065	575	2088	1035	2113	614
2010	278	2035	1220	2066	849	2089	239	2114	748
2011	278	2036	1485	2067	311	2090	638	2115	608
2015	114	2037	233	2068	512	2092	269	2116	292
2016	112	2038	212	2069	568	2093	592	2117	688
2017	133	2039	125	2070	717	2094	133	2118	813
2018	391	2040	542	2071	466	2095	318	2119	393
2019	530	2041	293	2072	227	2096	431	2120	1070
2020	358	2042	187	2073	602	2097	843	2121	652
2021	299	2043	43	2074	925	2099	1337	2122	757
2022	169	2044	116	2075	773	2100	1073	2124	3
2023	367	2045	345	2076	987	2101	1328	2125	654
2024	206	2046	907	2077	1320	2102	369	2126	496
2025	130	2047	482	2079	473	2103	632	2127	151
2026	289	2048	140	2080	109	2104	287	2128	55
2027	292	2049	203	2081	311	2105	73	2130	152
2028	124	2050	38	2082	360	2106	307	2131	428
2029	121	2060	332	2083	75	2107	666	2132	419
2030	514	2061	104	2084	666	2108	115	2133	489

## NSW FIREARMS LICENSING AND OWNERSHIP INFORMATION

2.5. Total firearms, by postcode, registered to the total number of Individual Firearms Licences ONLY (excludes Dealers and Collectors)

Postcode	Registered Firearms	Postcode	Registered Firearms	Postcode	Registered Firearms	Postcode	Registered Firearms	Postcode	Registered Firearms
2134	483	2158	991	2191	350	2216	866	2257	1490
2135	610	2159	902	2192	596	2217	978	2258	679
2136	401	2160	1572	2193	562	2218	500	2259	5593
2137	1164	2161	1819	2194	505	2219	873	2260	1031
2138	536	2162	823	2195	383	2220	739	2261	3228
2140	171	2163	362	2196	2069	2221	975	2262	1165
2141	495	2164	1310	2197	579	2222	381	2263	1133
2142	826	2165	1045	2198	737	2223	901	2264	1708
2143	181	2166	928	2199	847	2224	849	2265	942
2144	670	2167	481	2200	1700	2225	358	2267	418
2145	3409	2168	1716	2203	240	2226	575	2278	560
2146	790	2170	5333	2204	483	2227	758	2280	2236
2147	2096	2171	2210	2205	469	2228	766	2281	1253
2148	2752	2172	310	2206	1173	2229	1349	2282	936
2150	362	2173	724	2207	1620	2230	1299	2283	2422
2151	777	2174	137	2208	664	2231	389	2284	928
2152	427	2175	704	2209	461	2232	2013	2285	2770
2153	2906	2176	2627	2210	1580	2233	2120	2286	660
2154	1590	2177	586	2211	901	2234	2285	2287	2524
2155	2851	2178	1374	2212	775	2250	6543	2289	946
2156	1995	2179	1459	2213	1446	2251	2001	2290	2184
2157	1046	2190	1605	2214	348	2256	738	2291	658

## NSW FIREARMS LICENSING AND OWNERSHIP INFORMATION

2.5. Total firearms, by postcode, registered to the total number of Individual Firearms Licences ONLY (excludes Dealers and Collectors)

Postcode	Registered Firearms	Postcode	Registered Firearms	Postcode	Registered Firearms	Postcode	Registered Firearms	Postcode	Registered Firearms
2292	80	2320	5458	2344	694	2381	928	2415	236
2293	127	2321	3541	2345	578	2382	1032	2420	1765
2294	80	2322	2591	2346	2072	2386	417	2421	930
2295	598	2323	2990	2347	1423	2387	265	2422	2689
2296	84	2324	3480	2350	7540	2388	1915	2423	1210
2297	48	2325	7438	2352	1741	2390	4573	2424	409
2298	378	2326	1553	2353	1102	2395	588	2425	1030
2299	481	2327	999	2354	3490	2396	605	2426	139
2300	323	2328	1229	2355	759	2397	540	2427	576
2302	13	2329	1709	2356	154	2398	279	2428	1910
2303	219	2330	7494	2357	2761	2399	547	2429	3944
2304	647	2333	4479	2358	2644	2400	4174	2430	5128
2305	585	2334	932	2359	758	2401	311	2431	872
2306	78	2335	2524	2360	7460	2402	1280	2439	991
2307	361	2336	1371	2361	948	2403	736	2440	6193
2311	679	2337	4281	2365	3407	2404	1311	2441	1874
2312	641	2338	1022	2369	676	2405	566	2443	1428
2315	1196	2339	713	2370	4491	2406	489	2444	3696
2316	757	2340	15550	2371	1060	2408	446	2445	709
2317	511	2341	539	2372	3378	2409	360	2446	4048
2318	2487	2342	404	2379	422	2410	309	2447	1874
2319	1041	2343	2973	2380	4629	2411	59	2448	937

## NSW FIREARMS LICENSING AND OWNERSHIP INFORMATION

2.5. Total firearms, by postcode, registered to the total number of Individual Firearms Licences ONLY (excludes Dealers and Collectors)

Postcode	Registered Firearms	Postcode	Registered Firearms	Postcode	Registered Firearms	Postcode	Registered Firearms	Postcode	Registered Firearms
2449	845	2478	1462	2519	1295	2555	49	2579	1834
2450	6399	2479	637	2525	875	2556	870	2580	11591
2452	1134	2480	6679	2526	1482	2557	1729	2581	1645
2453	1268	2481	479	2527	2264	2558	580	2582	5802
2454	1380	2482	574	2528	1521	2559	35	2583	3881
2455	560	2483	714	2529	2137	2560	4510	2584	371
2456	1550	2484	3256	2530	3213	2563	39	2585	250
2460	8604	2485	453	2533	1701	2564	266	2586	2400
2462	1034	2486	1847	2534	461	2565	957	2587	1432
2463	2116	2487	648	2535	1143	2566	1456	2588	281
2464	569	2488	151	2536	2773	2567	3204	2590	2736
2465	118	2489	305	2537	2267	2568	318	2594	4889
2466	299	2490	79	2538	928	2569	462	2611	141
2469	2134	2500	1591	2539	2633	2570	7381	2618	523
2470	4305	2502	773	2540	7001	2571	2375	2619	1389
2471	890	2505	263	2541	3156	2572	1176	2620	8789
2472	511	2506	503	2545	430	2573	734	2621	2726
2473	311	2508	922	2546	1953	2574	1473	2622	3557
2474	2215	2515	635	2548	797	2575	3320	2623	438
2475	290	2516	376	2549	1159	2576	1511	2626	446
2476	421	2517	744	2550	6259	2577	4053	2627	1309
2477	2063	2518	1378	2551	789	2578	402	2628	1450

## NSW FIREARMS LICENSING AND OWNERSHIP INFORMATION

2.5. Total firearms, by postcode, registered to the total number of Individual Firearms Licences ONLY (excludes Dealers and Collectors)

Postcode	Registered Firearms	Postcode	Registered Firearms	Postcode	Registered Firearms	Postcode	Registered Firearms	Postcode	Registered Firearms
2629	478	2659	558	2712	642	2739	449	2769	233
2630	4740	2660	839	2713	1073	2745	3667	2770	2348
2631	710	2661	40	2714	875	2747	3479	2773	406
2632	1758	2663	1499	2715	1310	2748	604	2774	1197
2633	364	2665	1588	2716	703	2749	2061	2775	398
2640	6202	2666	2569	2717	506	2750	3397	2776	438
2641	2602	2668	367	2720	3064	2752	1198	2777	1599
2642	3296	2669	1471	2721	222	2753	3656	2778	242
2643	1036	2671	2065	2722	1792	2754	1120	2779	685
2644	1584	2672	937	2725	220	2755	6	2780	1038
2645	288	2675	1257	2726	268	2756	7335	2782	359
2646	2878	2680	6840	2727	362	2757	226	2783	286
2647	846	2681	836	2729	1370	2758	2992	2784	116
2648	2559	2700	1703	2730	682	2759	1926	2785	555
2649	25	2701	1050	2731	1374	2760	1825	2786	164
2650	11142	2702	318	2732	1265	2761	1013	2787	2464
2651	452	2703	210	2733	609	2762	434	2790	4579
2652	3432	2705	3483	2734	406	2763	1120	2791	306
2653	1764	2706	403	2735	248	2765	3040	2792	337
2655	859	2707	994	2736	150	2766	565	2793	900
2656	586	2710	5543	2737	362	2767	580	2794	4332
2658	814	2711	2508	2738	775	2768	863	2795	14499

## NSW FIREARMS LICENSING AND OWNERSHIP INFORMATION

2.5. Total firearms, by postcode, registered to the total number of Individual Firearms Licences ONLY (excludes Dealers and Collectors)

Postcode	Registered Firearms	Postcode	Registered Firearms	Postcode	Registered Firearms
2797	436	2828	733	2864	765
2798	1242	2829	1876	2865	582
2799	1982	2830	13611	2866	2203
2800	11441	2831	2483	2867	576
2803	335	2832	1558	2868	524
2804	1614	2833	415	2869	889
2805	384	2834	829	2870	4710
2806	547	2835	3101	2871	4135
2807	319	2836	725	2873	899
2808	163	2838	108	2874	502
2809	118	2839	631	2875	655
2810	2245	2840	1747	2876	452
2817	233	2842	808	2877	2472
2818	607	2843	1157	2878	514
2820	3277	2844	1089	2879	510
2821	2385	2845	656	2880	7047
2822	288	2846	320	2898	57
2823	989	2847	857		
2824	1735	2848	575		
2825	1913	2849	1745		
2826	239	2850	10514		
2827	2110	2852	2649		

## NSW FIREARMS LICENSING AND OWNERSHIP INFORMATION

## 2.6. Highest total firearms registered to an Individual Firearms Licence Holder by postcode (excludes Dealers and Collectors)

Postcode	Registered Firearms	Postcode	Registered Firearms	Postcode	Registered Firearms	Postcode	Registered Firearms	Postcode	Registered Firearms
2000	50	2031	76	2062	71	2085	181	2110	35
2007	6	2032	35	2063	18	2086	32	2111	41
2008	9	2033	28	2064	9	2087	21	2112	50
2009	11	2034	15	2065	32	2088	297	2113	27
2010	60	2035	3	2066	35	2089	12	2114	91
2011	42	2036	305	2067	27	2090	314	2115	39
2015	23	2037	49	2068	53	2092	18	2116	26
2016	19	2038	16	2069	21	2093	31	2117	16
2017	14	2039	16	2070	125	2094	25	2118	36
2018	19	2040	27	2071	79	2095	21	2119	22
2019	59	2041	17	2072	29	2096	22	2120	31
2020	16	2042	23	2073	55	2097	135	2121	54
2021	15	2043	5	2074	40	2099	36	2122	87
2022	11	2044	7	2075	68	2100	92	2124	3
2023	17	2045	19	2076	44	2101	165	2125	49
2024	25	2046	28	2077	72	2102	22	2126	39
2025	9	2047	40	2079	25	2103	43	2127	19
2026	14	2048	40	2080	16	2104	19	2128	8
2027	32	2049	17	2081	36	2105	8	2130	29
2028	19	2050	11	2082	78	2106	15	2131	32
2029	16	2060	76	2083	16	2107	31	2132	19
2030	33	2061	9	2084	219	2108	17	2133	37



## NSW FIREARMS LICENSING AND OWNERSHIP INFORMATION

## 2.6. Highest total firearms registered to an Individual Firearms Licence Holder by postcode (excludes Dealers and Collectors)

Postcode	Registered Firearms	Postcode	Registered Firearms	Postcode	Registered Firearms	Postcode	Registered Firearms	Postcode	Registered Firearms
2134	181	2158	35	2191	12	2216	36	2257	44
2135	32	2159	19	2192	36	2217	58	2258	32
2136	18	2160	50	2193	19	2218	40	2259	68
2137	45	2161	48	2194	51	2219	43	2260	88
2138	41	2162	39	2195	56	2220	25	2261	123
2140	30	2163	36	2196	70	2221	52	2262	52
2141	17	2164	49	2197	51	2222	24	2263	33
2142	33	2165	28	2198	54	2223	52	2264	21
2143	30	2166	68	2199	29	2224	20	2265	69
2144	21	2167	98	2200	46	2225	23	2267	33
2145	84	2168	84	2203	38	2226	45	2278	36
2146	67	2170	61	2204	16	2227	48	2280	29
2147	88	2171	33	2205	20	2228	66	2281	26
2148	50	2172	20	2206	20	2229	59	2282	37
2150	32	2173	21	2207	77	2230	120	2283	46
2151	36	2174	15	2208	24	2231	110	2284	48
2152	26	2175	26	2209	18	2232	79	2285	300
2153	101	2176	47	2210	27	2233	41	2286	83
2154	37	2177	38	2211	18	2234	63	2287	35
2155	54	2178	49	2212	37	2250	118	2289	31
2156	113	2179	60	2213	67	2251	85	2290	32
2157	30	2190	62	2214	39	2256	30	2291	43

## NSW FIREARMS LICENSING AND OWNERSHIP INFORMATION

## 2.6. Highest total firearms registered to an Individual Firearms Licence Holder by postcode (excludes Dealers and Collectors)

Postcode	Registered Firearms	Postcode	Registered Firearms	Postcode	Registered Firearms	Postcode	Registered Firearms	Postcode	Registered Firearms
2292	13	2320	130	2344	65	2381	33	2415	29
2293	40	2321	37	2345	18	2382	36	2420	31
2294	16	2322	28	2346	124	2386	22	2421	21
2295	35	2323	61	2347	26	2387	21	2422	41
2296	19	2324	109	2350	82	2388	39	2423	31
2297	13	2325	59	2352	55	2390	50	2424	30
2298	42	2326	50	2353	224	2395	27	2425	29
2299	53	2327	30	2354	62	2396	21	2426	18
2300	31	2328	40	2355	24	2397	44	2427	85
2302	5	2329	33	2356	39	2398	43	2428	39
2303	11	2330	146	2357	93	2399	39	2429	148
2304	65	2333	38	2358	73	2400	35	2430	72
2305	32	2334	32	2359	19	2401	27	2431	41
2306	16	2335	41	2360	62	2402	22	2439	52
2307	21	2336	27	2361	32	2403	23	2440	95
2311	25	2337	66	2365	85	2404	28	2441	42
2312	26	2338	32	2369	63	2405	40	2443	93
2315	41	2339	35	2370	94	2406	17	2444	41
2316	26	2340	131	2371	33	2408	26	2445	22
2317	22	2341	24	2372	30	2409	23	2446	46
2318	163	2342	29	2379	24	2410	21	2447	21
2319	36	2343	37	2380	66	2411	11	2448	29

## NSW FIREARMS LICENSING AND OWNERSHIP INFORMATION

## 2.6. Highest total firearms registered to an Individual Firearms Licence Holder by postcode (excludes Dealers and Collectors)

Postcode	Registered Firearms	Postcode	Registered Firearms	Postcode	Registered Firearms	Postcode	Registered Firearms	Postcode	Registered Firearms
2449	84	2478	24	2519	92	2555	9	2579	34
2450	58	2479	20	2525	24	2556	28	2580	296
2452	39	2480	58	2526	58	2557	73	2581	55
2453	22	2481	16	2527	31	2558	20	2582	53
2454	89	2482	29	2528	41	2559	8	2583	36
2455	49	2483	17	2529	39	2560	53	2584	49
2456	28	2484	50	2530	48	2563	9	2585	40
2460	158	2485	23	2533	66	2564	11	2586	32
2462	57	2486	59	2534	30	2565	33	2587	51
2463	63	2487	56	2535	43	2566	34	2588	22
2464	20	2488	28	2536	47	2567	48	2590	141
2465	24	2489	16	2537	72	2568	22	2594	66
2466	19	2490	13	2538	23	2569	31	2611	25
2469	32	2500	66	2539	73	2570	92	2618	22
2470	52	2502	59	2540	88	2571	54	2619	79
2471	52	2505	18	2541	125	2572	32	2620	155
2472	18	2506	48	2545	22	2573	64	2621	177
2473	14	2508	37	2546	29	2574	83	2622	76
2474	42	2515	20	2548	21	2575	125	2623	29
2475	33	2516	18	2549	34	2576	95	2626	21
2476	25	2517	57	2550	53	2577	75	2627	122
2477	237	2518	141	2551	30	2578	20	2628	21

## NSW FIREARMS LICENSING AND OWNERSHIP INFORMATION

## 2.6. Highest total firearms registered to an Individual Firearms Licence Holder by postcode (excludes Dealers and Collectors)

Postcode	Registered Firearms	Postcode	Registered Firearms	Postcode	Registered Firearms	Postcode	Registered Firearms	Postcode	Registered Firearms
2449	84	2478	24	2519	92	2555	9	2579	34
2450	58	2479	20	2525	24	2556	28	2580	296
2452	39	2480	58	2526	58	2557	73	2581	55
2453	22	2481	16	2527	31	2558	20	2582	53
2454	89	2482	29	2528	41	2559	8	2583	36
2455	49	2483	17	2529	39	2560	53	2584	49
2456	28	2484	50	2530	48	2563	9	2585	40
2460	158	2485	23	2533	66	2564	11	2586	32
2462	57	2486	59	2534	30	2565	33	2587	51
2463	63	2487	56	2535	43	2566	34	2588	22
2464	20	2488	28	2536	47	2567	48	2590	141
2465	24	2489	16	2537	72	2568	22	2594	66
2466	19	2490	13	2538	23	2569	31	2611	25
2469	32	2500	66	2539	73	2570	92	2618	22
2470	52	2502	59	2540	88	2571	54	2619	79
2471	52	2505	18	2541	125	2572	32	2620	155
2472	18	2506	48	2545	22	2573	64	2621	177
2473	14	2508	37	2546	29	2574	83	2622	76
2474	42	2515	20	2548	21	2575	125	2623	29
2475	33	2516	18	2549	34	2576	95	2626	21
2476	25	2517	57	2550	53	2577	75	2627	122
2477	237	2518	141	2551	30	2578	20	2628	21

## NSW FIREARMS LICENSING AND OWNERSHIP INFORMATION

## 2.6. Highest total firearms registered to an Individual Firearms Licence Holder by postcode (excludes Dealers and Collectors)

Postcode	Registered Firearms	Postcode	Registered Firearms	Postcode	Registered Firearms	Postcode	Registered Firearms	Postcode	Registered Firearms
2629	14	2659	67	2712	25	2739	31	2769	27
2630	43	2660	40	2713	29	2745	149	2770	49
2631	26	2661	12	2714	29	2747	59	2773	27
2632	45	2663	63	2715	83	2748	36	2774	63
2633	19	2665	22	2716	19	2749	54	2775	16
2640	40	2666	70	2717	18	2750	94	2776	26
2641	49	2668	21	2720	37	2752	56	2777	64
2642	76	2669	23	2721	15	2753	57	2778	31
2643	51	2671	32	2722	55	2754	26	2779	174
2644	67	2672	51	2725	25	2755	5	2780	77
2645	12	2675	39	2726	20	2756	146	2782	25
2646	45	2680	56	2727	14	2757	15	2783	28
2647	16	2681	23	2729	26	2758	36	2784	9
2648	36	2700	81	2730	21	2759	29	2785	31
2649	7	2701	39	2731	28	2760	42	2786	27
2650	77	2702	25	2732	45	2761	40	2787	29
2651	18	2703	12	2733	17	2762	20	2790	71
2652	92	2705	56	2734	22	2763	32	2791	29
2653	71	2706	22	2735	42	2765	34	2792	40
2655	28	2707	28	2736	9	2766	33	2793	51
2656	17	2710	42	2737	22	2767	17	2794	94
2658	23	2711	64	2738	33	2768	56	2795	103

## NSW FIREARMS LICENSING AND OWNERSHIP INFORMATION

## 2.6. Highest total firearms registered to an Individual Firearms Licence Holder by postcode (excludes Dealers and Collectors)

Postcode	Registered Firearms	Postcode	Registered Firearms	Postcode	Registered Firearms	Postcode	Registered Firearms	Postcode	Registered Firearms
2629	14	2659	67	2712	25	2739	31	2769	27
2630	43	2660	40	2713	29	2745	149	2770	49
2631	26	2661	12	2714	29	2747	59	2773	27
2632	45	2663	63	2715	83	2748	36	2774	63
2633	19	2665	22	2716	19	2749	54	2775	16
2640	40	2666	70	2717	18	2750	94	2776	26
2641	49	2668	21	2720	37	2752	56	2777	64
2642	76	2669	23	2721	15	2753	57	2778	31
2643	51	2671	32	2722	55	2754	26	2779	174
2644	67	2672	51	2725	25	2755	5	2780	77
2645	12	2675	39	2726	20	2756	146	2782	25
2646	45	2680	56	2727	14	2757	15	2783	28
2647	16	2681	23	2729	26	2758	36	2784	9
2648	36	2700	81	2730	21	2759	29	2785	31
2649	7	2701	39	2731	28	2760	42	2786	27
2650	77	2702	25	2732	45	2761	40	2787	29
2651	18	2703	12	2733	17	2762	20	2790	71
2652	92	2705	56	2734	22	2763	32	2791	29
2653	71	2706	22	2735	42	2765	34	2792	40
2655	28	2707	28	2736	9	2766	33	2793	51
2656	17	2710	42	2737	22	2767	17	2794	94
2658	23	2711	64	2738	33	2768	56	2795	103

## NSW FIREARMS LICENSING AND OWNERSHIP INFORMATION

## 2.6. Highest total firearms registered to an Individual Firearms Licence Holder by postcode (excludes Dealers and Collectors)

Postcode	Registered Firearms	Postcode	Registered Firearms	Postcode	Registered Firearms
2797	16	2828	18	2864	22
2798	53	2829	30	2865	17
2799	41	2830	200	2866	199
2800	120	2831	50	2867	16
2803	36	2832	43	2868	19
2804	72	2833	16	2869	19
2805	28	2834	33	2870	123
2806	18	2835	41	2871	58
2807	26	2836	30	2873	18
2808	12	2838	11	2874	18
2809	9	2839	20	2875	21
2810	60	2840	31	2876	35
2817	21	2842	48	2877	34
2818	22	2843	38	2878	17
2820	80	2844	49	2879	24
2821	48	2845	35	2880	73
2822	33	2846	32	2898	12
2823	37	2847	51		
2824	77	2848	23		
2825	68	2849	128		
2826	18	2850	83		
2827	20	2852	75		

## NSW FIREARMS LICENSING AND OWNERSHIP INFORMATION

### SECTION 3 – Firearms Licensing and Permit Information from 1 July 2019 to 30 September 2019 (Qtr3)

#### 3.1. Firearms Licences issued between 1 July 2019 and 30 September 2019

Firearms Licence Type	Total
Individual, Collector, Business, Dealer and Club	14046

#### 3.2. Firearm Permits issued between 1 July 2019 and 30 September 2019

Firearm Permit Type	Total
Ammunition Acquire and Supply	13
Ammunition Collection Permit	13
Arms Fair Business Dealer	2
Film/Tv/Theatrical Production	6
General Permit Business	2
General Permit Individual	11
Heirloom	4
High Calibre Pistol Permit	55
Historical Re-Enactment Organisation	1
RSL Club Display	1
Tranquilliser Firearm	4
Minor Firearms Training	364
Minor Target Pistol	26

#### 3.3. Prohibited Weapon Permits issued between 1 July 2019 and 30 September 2019

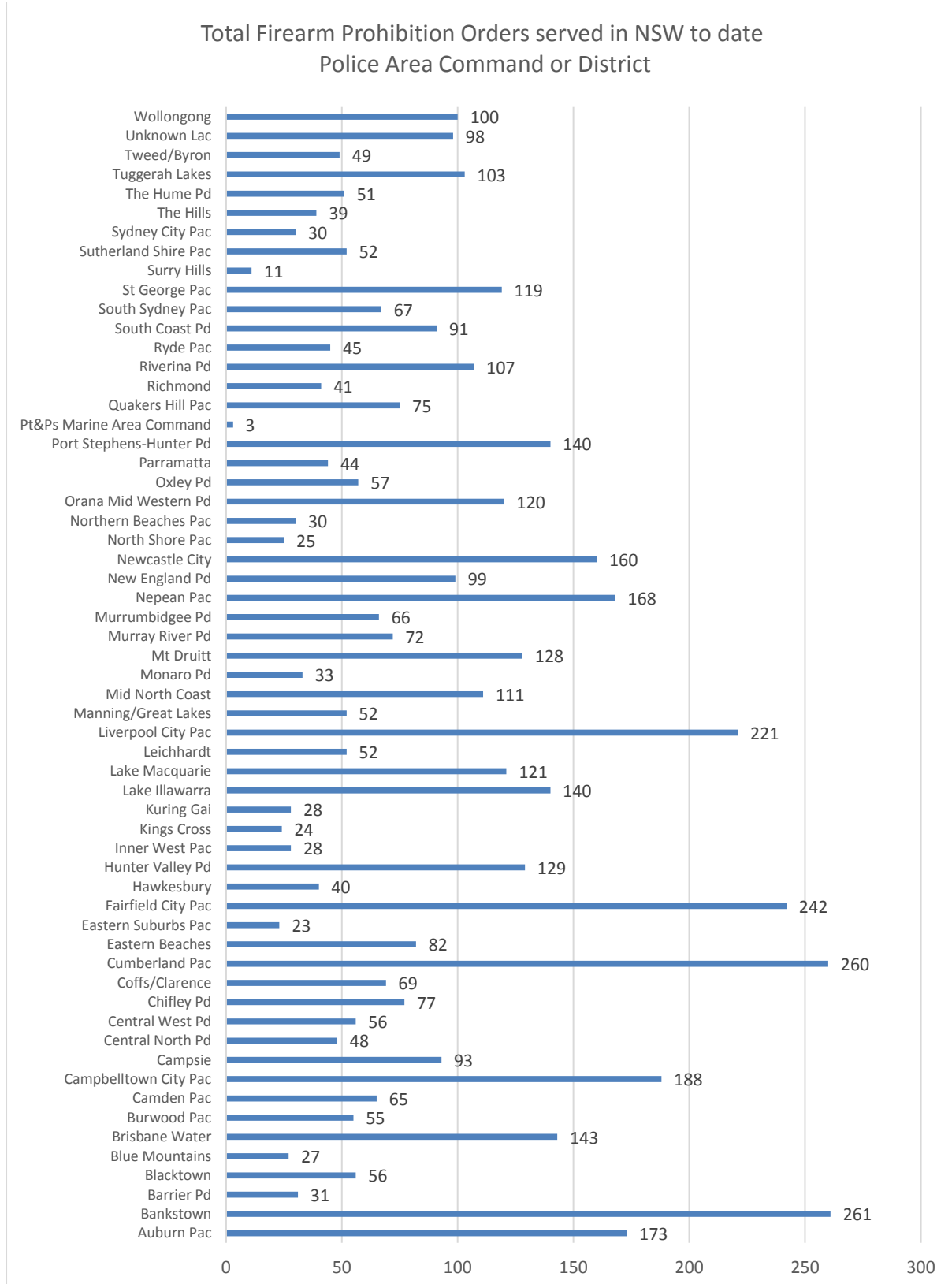
Prohibited Weapon Permit Type	Total
Baton and Handcuffs	3
Body Armour Vest	6
General Permit Individual	22
Instructor	2
Overseas Competitor	13
Sporting	4



# NSW FIREARMS LICENSING AND OWNERSHIP INFORMATION

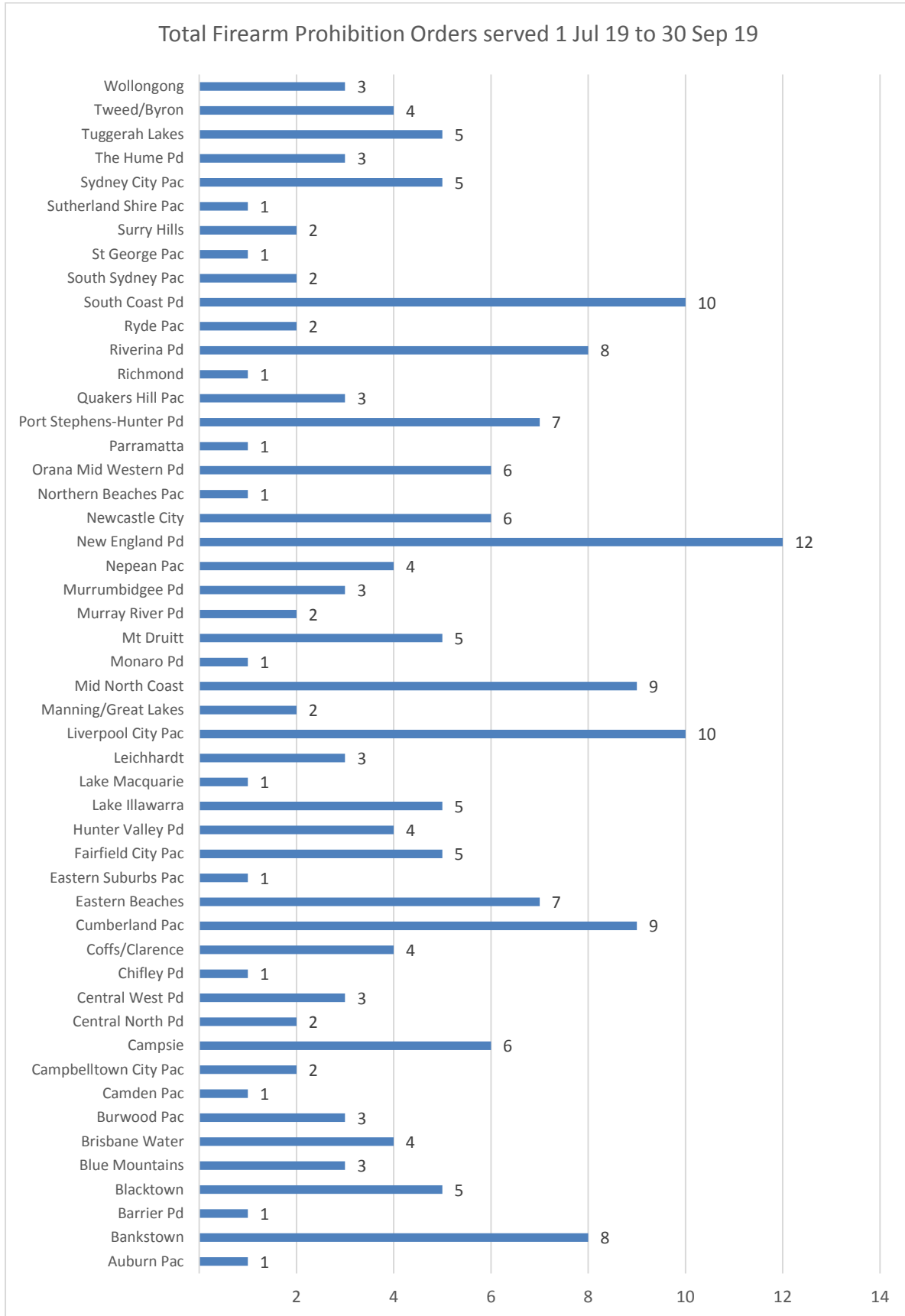
## SECTION 4 – Firearm and Weapon Prohibition Orders

### 4.1. Total Firearm Prohibition Orders served by Police Area Command or District in NSW to date



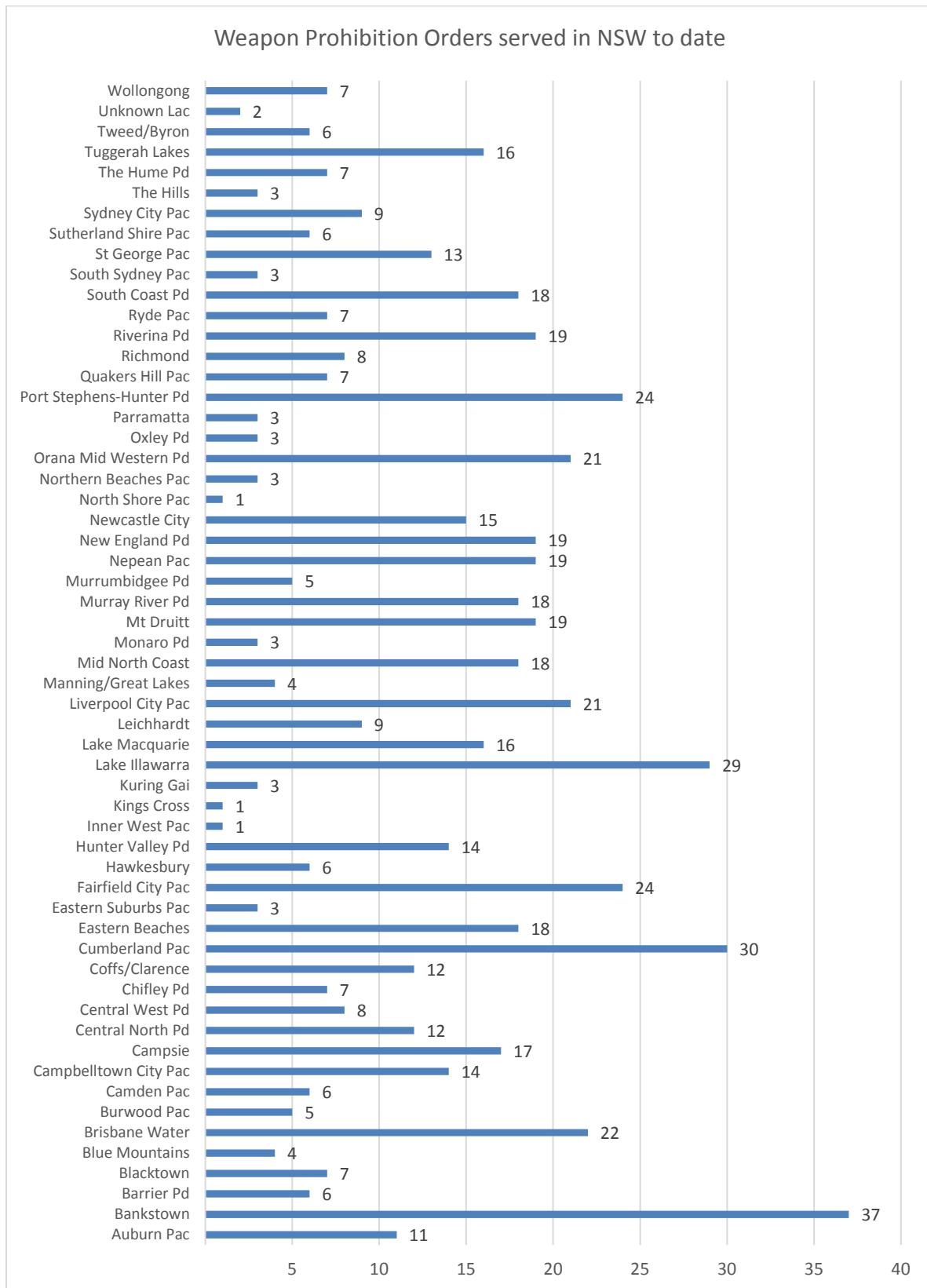
## NSW FIREARMS LICENSING AND OWNERSHIP INFORMATION

### 4.2. Total Firearm Prohibition Orders Served by Police Area Command or District between 1 July 2019 and 30 September 2019



## NSW FIREARMS LICENSING AND OWNERSHIP INFORMATION

### 4.3. Total Weapon Prohibition Orders served by Police Area Command or District in NSW to date



## NSW FIREARMS LICENSING AND OWNERSHIP INFORMATION

### 4.4. Total Weapon Prohibition Orders Served by Police Area Command or District between 1 July 2019 and 30 September 2019

