

CAREER TRANSITION SUPPORT

PREPARING YOU FOR YOUR NEXT CAREER

WE'RE HERE TO SUPPORT YOU.

Career transition support includes identifying transferrable skills, exploring education and training and identifying meaningful work options. Your support team works together to help you recover and return to work safely when you are ready. Speak with your EML Case Manager or Nominated Treating Doctor about other services specially aimed at supporting your wellbeing.

COLLEGE FOR LAW, EDUCATION AND TRAINING (CLET) - RTO #31254

CLET offers Recognition of Prior Learning (RPL) for those working in key service groups such as police. There are over 40 nationally recognised qualifications that we can assess against.

Common qualifications by rank and years of service can be explored. Every assessment is performed individually against your evidence.




 **NSW**
 <https://www.clet.edu.au/rpl/>

CAREER MANAGEMENT SERVICES

Career Management Services is a personalised career transition support services company dedicated to assisting individuals in successfully achieving career goals and ambitions in a wide range of industries.

Core services include:

- Career assessment, transition planning and coaching
- CV/Resume writing and assistance
- Job search support and strategies
- Selection criteria writing
- Applications and Capability Statements
- Interview coaching and preparation
- Personal branding
- Psychometric testing preparation
- LinkedIn profile optimisation

 **NSW**
 enquiries@careermanagementservices.net.au
 <https://www.careermanagementservices.net.au/>

T: 02 8071 3400
T: 1800 365 401 (toll free)
E: info@eml.com.au
W: eml.com.au

EML acting as the agent of NSW Self Insurance Corporation, known as icare Insurance for NSW. icare is the brand of Insurance & Care NSW and provides services to the NSW Self Insurance Corporation.

© 2018 EML (Employers Mutual Limited)
ABN 67 000 006 486

we help people get their lives back