

Emergency Helpers

Early Childhood Emergency Program

Teachers Resource Kit

Teaching and Learning Activities
for Pre-School students

An Emergency Services initiative



NSW Police Force



Ambulance Service
of New South Wales



NSW Fire Brigades

Emergency Helpers program

For emergency services, such as NSW Police Force, the safety and well-being of the community is paramount. As the leading law enforcement agency in NSW, police are tasked with investigating and preventing crime to ensure the safety of all community members. The Ambulance Service of NSW, in consultation with NSW Police Force and NSW Fire Brigade have developed a free electronic Emergency Helpers Program to assist you in the education of children between 3-5 years.

Program lessons

The Program teaches children:

1. How to identify an emergency service worker
2. Learning the number to call in an emergency
3. The importance of learning their home address

It is important that every person in New South Wales understands how and when to call for emergency services, regardless of age. Early Childhood settings provide the perfect platform for important educational messages such as this and provide a safe learning environment for children to understand these messages.

It is often the case that children are responsible for dialling Zero Zero Zero in an emergency. They become solely responsible for directing the ambulance to the address by verbal communication with emergency operators.

As a pre-cursor to the *Be an Ambulance Hero: Dial Zero Zero Zero* primary school education program, the Ambulance *Emergency Helpers* Program aims to prepare younger children for emergency situations.

Resources included in the program




Flashcards x 12 types



Hooley Dooley's 'Zero Zero Zero' song, words and actions




Tips for role play and games




Memory card game



Frequently Asked Questions



Personal Contact Card



Colouring Book



Certificate of Completion

Program notes

TEACHING AND LEARNING ACTIVITIES	QUESTIONS TO ASK CHILDREN
<p>ASKING FOR HELP Identifying emergency service workers</p> <p>Children need to be able to identify emergency service workers such as paramedics, police officers and firefighters.</p> <ul style="list-style-type: none"> > Paramedics help people who are sick or hurt. > Police officers make sure the community is safe. > Firefighters put out fires. 	<p><i>Today we are going to talk about Emergency Services.</i></p> <ul style="list-style-type: none"> > <i>Who knows what an emergency is?</i> > <i>Does anybody know who can help us in an emergency?</i> > <i>If we can't find an adult we know to help us, what else could we do?</i> <p><i>The Ambulance, Police and Fire Brigades are children's friends and are there to help us in times of need.</i></p>
EXPLANATION OF FLASHCARDS	QUESTIONS TO ASK CHILDREN
<p>UNIFORMS Paramedics Paramedics wear a dark blue shirt and dark blue pants. Paramedics help people who are sick or hurt.</p>	<p><i>What can you see the paramedic carrying?</i> <i>Paramedics often carry bags with medical equipment in them to help sick people</i></p>
<p>Police officers Police Officers wear a light blue shirt and dark blue pants. Police officers help people who are lost or scared.</p>	<p><i>What can you see the police officer carrying?</i> <i>Police officers use radios to talk to each other</i></p>
<p>Firefighters Firefighters wear black and yellow uniforms with large helmets and big boots. Firefighters put out fires and rescue people from burning buildings.</p>	<p><i>Why do you think firefighters wear such big coats and a hard firefighter's hat?</i> <i>They need to protect themselves from the hot fire</i></p>
<p>EQUIPMENT Ambulance Medical Bag Paramedics carry bags with medicine in it which can make people who are sick or hurt feel better.</p>	<p><i>Do you know what else you can find in an ambulance?</i> <i>An ambulance stretcher – a stretcher is like a big bed that fits in the ambulance. When someone is sick or hurt the paramedics will put them on the bed to give them medicine and take them to hospital.</i></p>
<p>Police Radio This is a police radio. Police officers use this to talk to each other and can call for more help if they need it. If you are lost, scared or feel unsafe you can talk to a police officer and they will help you.</p>	<p><i>What are some other things a police officer might have?</i> <i>Handcuffs or a gun but police officers don't like to use their guns. They like to talk to people to see if there is a problem.</i></p>
<p>Fire Hose This is a fire hose. Firefighters use the hose to put out fires by squirting water onto it.</p>	<p><i>Is this hose similar to one you have at home?</i> <i>The fire hose is much bigger than a garden hose and sprays water much faster.</i></p>
<p>VEHICLES The Ambulance The Ambulance is red and white. It has flashing lights on top and looks like a big van.</p>	<p><i>Ask children to identify the similarities and differences between their own cars and the different emergency service vehicles</i></p> <p><i>Why do emergency vehicles have sirens?</i> <i>So they can let people know they are coming and to move out of the way.</i></p> <p><i>Why doesn't your car have a siren?</i> <i>Sirens are for emergency situations only</i></p>
<p>The Police Car The Police car is blue and white with flashing lights and a noisy siren.</p>	<p><i>What do you do when you hear the siren?</i> <i>The car driver needs to move out of the way.</i></p> <p><i>Why is the ambulance bigger than the police car?</i> <i>An ambulance has a stretcher inside for people who are sick or hurt. They need a bigger car so people can lie down on the stretcher.</i></p>
<p>The Fire Truck The Fire truck is big and red with a ladder on the top and flashing blue and red lights.</p>	<p><i>Why does the firetruck have a ladder on its roof?</i> <i>The ladder helps the firefighters climb onto tall buildings to get people or put fires out.</i></p>

Program notes

EMERGENCY CHARACTERS	QUESTIONS TO ASK CHILDREN
<p>Using the flashcards, introduce Ambulance character Billy B Safe, Police character Constable Charlie and Fire Brigades character Bernie Cinders. These characters will feature on the children's certificate and memory card game.</p>	<p>When colouring in the provided colouring book see if the children can remember the colour of the uniforms worn by the paramedics. Place the flash cards around the room to help them remember.</p>
<p>DIALLING ZERO ZERO ZERO</p> <p>The number to call in an emergency</p> <p>Ask Questions shown opposite</p> <p>The emergency phone number is referred to as 'Zero Zero Zero' not 'Triple 0'. This eliminates the possibility of children not being able to understand or remember the meaning of 'triple'.</p> <p>Teachers need to ensure children can dial 'Zero Zero Zero' correctly. Use an old phone and/or an old mobile phone to get the children to practice how to dial the number.</p>	<p>When might you need to call zero zero zero?</p> <p>Suggest serious situations if none are given, remind children only to call if it serious.</p> <p>Explain to the children that they may be asked questions which will help the emergency services to help them.</p> <p>Play the Hooley Dooley's 'Zero Zero Zero' song. Make up some fun dance moves you can practice together such as making a zero shape with your hands</p>
<p>KNOWING YOUR HOME ADDRESS</p> <p>The importance of learning where they live</p> <p>Ask Questions shown opposite.</p> <p>Explain why houses and units are given different numbers for identification (just like children are given different first names for identification).</p> <p>If you have the children's details, help them to learn their address. Involving families will increase the likelihood of the child retaining the information. Let parents/carers know they should fill out the 'Personal Contact Card' with their children to help them remember.</p> <p>This card should be placed on the fridge or by the phone and it is important the children know where it is. Let the children know they can use this card when calling 'Zero Zero Zero' if they can't remember their details</p> <p>Rehearse the important information children would need to give to the operator when calling 'Zero Zero Zero' (name, address, phone number).</p>	<p>When you call Zero Zero Zero, why do you need to tell the phone operator your name address and phone number?</p> <p><i>So the emergency service people can find you and get there to help you as soon as possible.</i></p> <p>Who knows where they live?</p> <p><i>Do they know what suburb they live in? Do they know the name of their street? Do they know what number their house is?</i></p>
<p>After the discussion, you can present each child with a <i>Certificate of Completion</i> and give the list of <i>Frequently Asked Questions</i> and <i>Personal Contact Card</i> to their parents/carers when they pick them up.</p>	<p>Share the content of the program with families. This will allow them to discuss emergency services with their children in an informed way and remain consistent with the information you have provided.</p>

Success with the program will be increased if children are given the opportunity to discuss and refine their understandings over a period of time. Displaying the flashcards and utilising the resources within your program will allow children to incorporate this information into their play.

Play is an important vehicle for children to explore their developing understandings in a safe environment and will strengthen their retention of what to do in the event of an emergency. Some game ideas are listed along with the novelties provided.

Feedback concerning the program including what you thought of the content and resources and how it was received by children would be greatly appreciated and can be sent to community@ambulance.nsw.gov.au.